

Contents

1. **INTRODUCTION**.....1

2. DEFINITIONS.....1

3. REQUIREMENTS FOR CONSUMER FIREWORKS, NOVELTIES AND THEATRICAL PYROTECHNICS4

 3.1 Types of Consumer Fireworks.....5

 3.2 Types of Novelties8

 3.4 Other Devices9

 3.6 Specific Requirements for Consumer Fireworks.....10

 3.7 Prohibited Chemicals and Components.....12

 3.8 Requirements for Theatrical Pyrotechnics13

 3.9 Approval13

 3.10 Marking and Labeling.....14

4. REQUIREMENTS FOR DISPLAY FIREWORKS DEVICES14

 4.1 Types of Display Fireworks Devices.....14

 4.2 Construction of Aerial Shells.....15

 4.3 Approval16

 4.3-1 Standard Fireworks Chemicals Table.....17

 4.4 Approval for Combination Devices for Display Purposes18

5. SHIPPING REQUIREMENTS.....19

 5.3 Packaging Provisions for Fireworks.....19

 5.7 Special Packaging Provisions for Private Motor Carriers20

 5.8 Attachment of Igniters Prior to Transportation.....21

6. REFERENCES21

Appendices:

- Appendix A: Types of Fireworks and Novelties
- Appendix B: Consumer Fireworks Testing Program
- Appendix C: Product Labeling Requirements for Consumer Fireworks
- Appendix D: Procedure for Obtaining EX Numbers

Note: Changes from the January 1998 edition are indicated in bold type and underlined.

PREFACE

The information contained in this document was obtained from sources believed to be reliable and is based on technical information and experience currently available from members of the American Pyrotechnics Association and others. However, the Association, nor its members, jointly or severally, make no guarantee of the results and assume no liability or responsibility in connection with the information or suggestions contained within, or that abnormal or unusual circumstances may not warrant or suggest further requirements or additional procedures.

This document is subject to periodic review and users are cautioned to obtain the latest edition. Comments and suggestions are invited from all users for consideration by the Association in connection with such review. Any such comments or suggestions will be fully reviewed by the Association after giving the party, upon request, a reasonable opportunity to be heard.

This document should not be confused with federal, state or municipal specifications or regulations, insurance requirements or national safety codes. However, when incorporated by reference in the Code of Federal Regulations (CFR), those portions of this document applying to transportation (indicated in this document by an asterisk) have the force of a federal regulation, and shippers of fireworks are subject to penalties pertaining thereto. **Every effort has been made to keep this Standard consistent with the Department of Transportation's Hazardous Materials Regulations in Title 49, CFR.**

The 2001 revisions are intended to address technical questions that have arisen regarding the wording of several sections of the January, 1998 edition of this Standard, including the approval of aerial shells under this Standard. Clarification of the status of certain pyrotechnic novelties has also been incorporated into this edition.

Unless otherwise noted, all CFR references cited in this Standard refer to those sections in effect on **January 1, 2001.**

Credits

Cover Photos by Angel Art Ltd.

Front Cover: United Pyrotechnics (product), Pyrotecnico (display firm)

Back Cover: Shogun (product), Pyro Spectaculars (display firm)

1. INTRODUCTION

* **1.1** This standard provides manufacturers, importers and distributors of fireworks and novelties with information to assist them in manufacturing, testing, shipping, and labeling the products of the fireworks industry in accordance with applicable federal laws and current good manufacturing practices (GMPs). Paragraphs of this Standard which apply to the approval by the U.S. Department of Transportation (DOT) for transportation of fireworks are indicated by an asterisk (*) preceding the paragraph number.

* **1.2** The information in this Standard should enable manufacturers, importers, and distributors of fireworks and novelties to provide their customers with products that can be transported and used safely and without unreasonable risk.

* **1.3** Fireworks, pyrotechnic articles for theatrical purposes, and novelties are not acceptable for transportation within the jurisdiction of the United States unless they are classed, packaged, labeled, and marked and are in proper condition for shipment in accordance with the DOT regulations in Title 49, CFR. (See Chapter 5 for further discussion.)

* **1.4** Consumer fireworks (fireworks classed as 1.4G and 1.4S) (formerly Fireworks, Common) and novelties are not acceptable for sale to the public unless they are manufactured, labeled, and sold in conformance with the regulations of the U.S. Consumer Product Safety Commission (CPSC) published in Title 16, CFR. (See Chapter 3 for further discussion.)

Note: Consumer fireworks are normally classed as 1.4G but may be classed by DOT as 1.4S on the basis of examination and testing in accordance with Title 49 CFR, § 173.56.

* **1.5** United States laws and regulations prescribe mandatory requirements that a person must follow in order to market certain products. In these instances, failure to comply may be regarded by courts as negligence *per se* in product liability litigation.

* **1.6** This Standard applies to fireworks devices, pyrotechnic articles, and novelties for entertainment purposes.

2. DEFINITIONS

* **2.1 Approval** For purposes of this Standard, approval means the assignment of proper hazard class, EX (explosives approval) number, proper shipping name, and UN (United Nations) identification number by the DOT so that fireworks and novelties may be transported under conditions specified in Title 49, CFR. (See Chapter 5 for details.)

* **2.2 Black Match (Instantaneous Fuse)** An uncovered fuse made from thread impregnated with black powder and used for igniting pyrotechnic devices. Black Match may be classed as 1.3G and described as Fuse, non-detonating, UN0101, under the

provisions of this Standard. For any other classification, examination and testing as specified in Title 49 CFR, § 173.56, CFR is required. (See also Quickmatch.)

* **2.3 Blowout** The unintended release of a pressure effect from other than the intended orifice of a fireworks device. Examples include expulsion of the bottom plug of a roman candle, expulsion of the clay choke of a fountain, or the rupturing of the wall of a mine or shell.

* **2.4 Burnout** The unintended escape of flame through the wall of a pyrotechnic chamber during functioning of a fireworks device.

* **2.5 Burst Charge Chemical composition used to break open a fireworks device after it has been propelled into the air, producing a secondary effect such as a shower of stars. Burst charge is also sometimes referred to as expelling charge or break charge. Any burst charge containing metallic powder (such as magnalium or aluminum) less than 100 mesh in particle size, is considered to be intended to produce an audible effect, and is limited to 130 mg in 1.4G fireworks devices. Burst charge consisting of black powder or equivalent non-metallic composition is not considered to be intended to produce an audible effect when it is used to expel and ignite a secondary effect in a fireworks device. Burst charge for use in 1.3G fireworks is limited to black powder (potassium nitrate, sulfur, and charcoal) or similar pyrotechnic composition without metallic fuel for approval under the provisions of this standard.**

* **2.6 Chemical Composition** All pyrotechnic and explosive composition contained in a fireworks device. Inert materials such as clay used for plugs, or organic matter such as rice hulls used for density control are not considered to be chemical composition.

* **2.6.1 Explosive Composition** Any chemical compound or mixture, the primary purpose of which is to function by explosion, producing an audible effect (report) in a fireworks device.

* **2.6.2 Pyrotechnic Composition** A chemical mixture which on burning, and without explosion, produces visible or brilliant displays or bright lights, or whistles or motion.

* **2.7 Fireworks** Any device, other than a novelty or theatrical pyrotechnic article, intended to produce visible and/or audible effects by combustion, deflagration, or detonation. Fireworks are further described as Fireworks UN0336 (formerly Common Fireworks and now referred to in this Standard as Consumer Fireworks,) or Fireworks UN0335 (formerly Special Fireworks and now referred to in this Standard as Display Fireworks.) Fireworks may also be described as Fireworks UN0337 if examination and testing in accordance with Title 49 CFR, § 173.56 is performed that warrants that classification.

Note: Propelling and expelling charges consisting of a mixture of sulfur, charcoal, and potassium nitrate (saltpeter) or similar pyrotechnic compositions not containing metal powders are not considered as designed to produce audible effects.

* **2.7.1 Consumer Fireworks (formerly Common Fireworks)** Any fireworks device in a finished state, exclusive of mere ornamentation, suitable for use by the public that complies with the construction, performance, composition, and labeling requirements promulgated by CPSC in Title 16, CFR, in addition to any limits and other requirements of this Standard. (See Chapter 3 for details.)

* **2.7.2 Display Fireworks (formerly Special Fireworks)** Fireworks devices in a finished state, exclusive of mere ornamentation, primarily intended for commercial displays which are designed to produce visible and/or audible effects by combustion, deflagration or detonation, including, but not limited to: salutes containing more than 130 mg (2 grains) of explosive composition; aerial shells containing more than 40 g of chemical composition exclusive of lift charge; and other exhibition display items that exceed the limits contained in this Standard for consumer fireworks. Certain devices intended for signaling, illuminating, and incendiary purposes and formerly classed, as Special Fireworks no longer fall into this fireworks category. (See Chapter 4 for details.)

* **2.8 Electric Match (Igniter)** A device used for the electrical ignition of fireworks and pyrotechnic articles that contains a small amount of pyrotechnic material that ignites when a specified electric current flows through the leads.

* **2.9 Labeling** A display of written, printed, or graphic matter upon a fireworks device and/or upon the immediate package of any such device(s). Included are diamond-shaped labels required by DOT to be displayed on outside packaging for transportation purposes. The term also includes any identification, cautions, and other information required by this Standard or by any federal government agency.

* **2.10 Lift Charge** Pyrotechnic composition used to propel a component of a mine or shell device into the air. Lift charge is limited to black powder (potassium nitrate, sulfur, and charcoal) or similar pyrotechnic composition without metallic fuel.

* **2.11 Marking.** The application of the proper shipping name, identification number (UN number), instructions, cautions, weight, or specification mark or combination thereof to a package of hazardous material. Marking also includes any required specification mark on a shipping package.

* **2.12 Novelty** A device containing small amounts of pyrotechnic and/or explosive composition. Such devices produce limited visible or audible effects. **These items must be approved by DOT, and are normally classed as 1.4G. A different classification may be assigned based on testing and examination as specified in Title 49 CFR §CFR, § 173.56. Certain novelties which meet the criteria specified in Section 3.2 are not regulated as explosives, and approval by DOT is not required for those specific items.**

* **2.13 Placard** A warning symbol of a square-on-point configuration mounted on each side and each end of a truck, rail car or freight container which informs the public and

emergency personnel of the hazardous nature of the cargo, as specified in Title 49 CFR §CFR, § 172.

* **2.14 Quickmatch (Instantaneous Fuse)** Black match that is encased in a loose-fitting paper or plastic sheath to make it burn extremely rapidly. Quickmatch is used for aerial shells and for simultaneous ignition of a number of pyrotechnic devices, such as lances in a ground display piece. Quickmatch may be approved under the provisions of this Standard and classed as 1.3G, described as Fuse, non-detonating, and assigned identification number UN0101. A different classification may be recommended based on testing and examination as specified in Title 49 CFR, §173.56.

* **2.15 Safety Fuse** A fuse consisting of a thread-wrapped black powder train that has been coated with a water resistant material. Such fuse is typically 3/32 inches (2.4 mm) in outside diameter and frequently green in color. Safety Fuse is described as Fuse, Safety UN0105 and classed as 1.4S.

* **2.16 Star** A pressed or consolidated pellet of pyrotechnic composition that is usually cylindrical, spherical, or rectangular in shape. Stars are fired from a launch tube by means of a propelling charge of black powder in roman candles and mines, or they are a component of an insert that is fired into the air in an aerial shell. Stars produce a visible display of color and light as they burn in the air, and sometimes a crackling or similar audible effect is also produced. Stars are typically 0.375-1.0 inch in diameter. Larger cylindrical stars are known as comets. A star is not considered a finished firework, and stars cannot be approved for transportation under the provisions of this Standard.

* **2.17 Theatrical Pyrotechnics** Pyrotechnic devices for professional use in the entertainment industry similar to consumer fireworks in chemical composition and construction but not intended for consumer use. Such articles, meeting the lift and effect powder weight limits for similar consumer fireworks but not labeled as such, and containing only chemicals listed in table 4.3-1 may be approved under the provisions of this Standard and classified as Articles, Pyrotechnic, 1.4G, UN0431.

Note: Theatrical pyrotechnic devices may be classed by DOT as Articles, Pyrotechnic, 1.4S, UN0432 or as Articles, Pyrotechnic, 1.3G, UN0430 on the basis of examination and testing as specified in Title 49 CFR, § 173.56.

3. **REQUIREMENTS FOR CONSUMER FIREWORKS, NOVELTIES AND THEATRICAL PYROTECHNICS**

Note 1: Devices in this category, formerly classed as Class C Explosive, Common Fireworks, are now classed as Fireworks 1.4G under the UN System, and referred to in this Standard as Consumer Fireworks.

Note 2: Devices intended for non-consumer use in the entertainment industry, termed Theatrical Pyrotechnics in this Standard, that meet the chemical composition weight requirements of this chapter may be classed as 1.4G and described as Articles, Pyrotechnic UN0431 under the provisions of this Standard, but are not required to

comply with the fuse, construction, and labeling requirements of CPSC for consumer fireworks. Theatrical Pyrotechnics may or may not have an ignition device attached.

* **3.1 Types of Consumer Fireworks** The following fireworks devices are subject to the requirements of chapter 3 of this Standard. (See Appendix A for diagrams.)

* **3.1.1 Ground and Hand-held Sparkling Devices (“Sparklers”)** These devices are ground-based or hand-held devices that produce a shower of white, gold, or colored sparks as their primary pyrotechnic effect. Additional effects may include a colored flame, an audible crackling effect, an audible whistle effect, and smoke. These devices do not rise into the air, do not fire inserts or projectiles into the air, and do not explode or produce a report (a mild audible crackling-type effect is not considered to be a report.) Ground-based or hand-held devices that produce a cloud of smoke as their sole pyrotechnic effect are also included in this category. Types of devices in this category include:

* **3.1.1.1 Cylindrical Fountain** Cylindrical tube containing not more than 75 g of pyrotechnic composition. Upon ignition, a shower of colored sparks, and sometimes a whistling effect or smoke, is produced. This device may be provided with a spike for insertion into the ground (Spike Fountain), a wood or plastic base for placing on the ground (Base Fountain), or a wood or cardboard handle to be hand held (Handle Fountain). When more than 1 tube is mounted on a common base, total pyrotechnic composition may not exceed 200 g. (See section 3.5 for exceptions.)

* **3.1.1.2 Cone Fountain** Cardboard or heavy paper cone containing not more than 50 g of pyrotechnic composition. The effect is the same as that of a cylindrical fountain. When more than 1 cone is mounted on a common base, total pyrotechnic composition may not exceed 200 g. (See section 3.5 for exceptions.)

* **3.1.1.3 Illuminating Torch** Cylindrical tube containing not more than 100 g of pyrotechnic composition that produces a colored flame upon ignition. May be spike, base, or hand held. When more than 1 tube is mounted on a common base, total pyrotechnic composition may not exceed 200 g. (See section 3.5 for exceptions.)

* **3.1.1.4 Wheel** Pyrotechnic device intended to be attached to a post or tree by means of a nail or string. May have one or more drivers, each of which may contain not more than 60 g of pyrotechnic composition. No wheel may contain more than 200 g total pyrotechnic composition. Upon ignition, the wheel revolves, producing a shower of color and sparks and, sometimes, a whistling effect.

* **3.1.1.5 Ground Spinner** Small device containing not more than 20 g of pyrotechnic composition, venting out an orifice usually on the side of the tube. Similar in operation to a wheel but intended to be placed flat on the ground and ignited. A shower of sparks and color is produced by the rapidly spinning device.

* **3.1.1.6 Flitter Sparkler** Narrow paper tube attached to a stick or wire and filled with not more than 5 g of pyrotechnic composition that produces color and sparks

upon ignition. The paper at one end of the tube is ignited to make the device function.

* **3.1.1.7 Toy Smoke Device** Small plastic or paper item containing not more than 100 g of pyrotechnic composition that, upon ignition, produces white or colored smoke as the primary effect. **(For devices containing less than 5 g of pyrotechnic composition, see Section 3.2, Novelties.)** Toy smoke devices, when complying with the provisions of this section, are classed as Fireworks, 1.4G unless classed as 1.4S or not regulated as an explosive on the basis of examination and testing as specified in Title 49 CFR, § 173.56.

* **3.1.1.8 Wire Sparkler/Dipped Stick** These devices consist of a metal wire or wood dowel that has been coated with pyrotechnic composition. Upon ignition of the tip of the device, a shower of sparks is produced. Sparklers may contain up to 100 g of **pyrotechnic** composition per item. **Certain wire sparklers and dipped sticks are considered as Novelties under this Standard, see Section 3.2.**

* **3.1.2 Aerial Devices**

* **3.1.2.1 Sky Rockets and Bottle Rockets** Cylindrical tube containing not more than 20 g of chemical composition with a wooden stick attached for guidance and stability. Rockets rise into the air upon ignition. A burst of color and/or sound may be produced at or near the height of flight.

* **3.1.2.2 Missile-Type Rocket** A device similar to a sky rocket in size, composition, and effect that uses fins rather than a stick for guidance and stability. Missiles shall contain not more than 20 g of total chemical composition.

* **3.1.2.3 Helicopter, Aerial Spinner** A tube containing not more than 20 g of chemical composition, with a propeller or blade attached. Upon ignition the rapidly spinning device rises into the air. A visible or audible effect may be produced at or near the height of flight.

* **3.1.2.4 Roman Candle** Heavy paper or cardboard tube containing not more than 20 g of chemical composition. Upon ignition, stars (see section 2.14) are individually expelled.

* **3.1.2.5 Mine and Shell Devices** Heavy cardboard or paper tube usually attached to a wooden or plastic base **and containing not more than 60 g of total chemical composition (lift charge, burst charge, and visible/audible effect composition.)** Upon ignition stars, components producing reports containing up to 130 mg of explosive composition per report, or other devices are propelled into the air. **The term mine refers to a device with no internal components containing a bursting charge, and the term shell refers to a device that propels a component that subsequently bursts open in the air. A mine or shell device may contain more than 1 tube provided the tubes fire in sequence upon ignition of 1 external fuse. The term cake refers to a dense-packed collection of mine/shell tubes. Total**

chemical composition including lift charges of any multiple tube devices may not exceed 200 g. (See section 3.5) The maximum quantity of lift charge in any one tube of a mine or shell device shall not exceed 20 g, and the maximum quantity of break or bursting charge in any component shall not exceed 25% of the total weight of chemical composition in the component.

Note: Shells that are offered for transportation without a launching tube may not be approved as Fireworks, 1.4G, UN0336 under the provisions of this Standard, except as provided in section 3.1.2.6 for kits. Aerial shells without launching tubes may be approved for transportation as Fireworks, 1.3G, UN0335. (See section 4.1.1)

* **3.1.2.6 Aerial Shell Kit, Reloadable Tube** A package (kit) containing a cardboard, **high-density polyethylene (HDPE), or equivalent** launching tube and not more than **12** small aerial shells. (see 4.1.1) **Each aerial shell is limited to a maximum of 60 g of total chemical composition (lift charge, burst charge, and visible/audible effect composition,)** and the maximum diameter of each shell shall not exceed 1.75 inches. **In addition, the maximum quantity of lift charge in any shell shall not exceed 20 g, and the maximum quantity of break or bursting charge in any shell shall not exceed 25% of the total weight of chemical composition in the shell. The total chemical composition of all the shells in a kit, including lift charge, shall not exceed 400 g for approval under the provisions of this Standard.** The user lowers a shell into the launching tube, at the time of firing, with the fuse extending out of the top of the tube. After firing, the tube is then reloaded with another shell for the next firing. **All launching tubes must be capable of firing twice the number of shells in the kit without failure of the tube. Each package of 12 shells must comply with all warning label requirements of CPSC.**

* 3.1.3 Audible Ground Devices

* **3.1.3.1 Firecracker** Small, paper-wrapped or cardboard tube containing not more than 50 mg of explosive composition, those used in aerial devices may contain not more than 130 mg of explosive composition per report. Upon ignition, noise and a flash of light are produced.

Note: Firecrackers are not subject to the requirements of fuse in section 3.5.1 and chemicals in section 3.6.1.

* **3.1.3.2 Chaser** Paper or cardboard tube venting out the fuse end of the tube containing not more than 20 g of chemical composition. The device travels along the ground upon ignition. A whistling effect, or other noise, is often produced. Explosive composition may be included to produce a report but may not exceed 50 mg.

*** 3.2 Novelties** The following devices do not require approval from DOT and are not regulated as explosives under the provisions of this Standard, provided that they are manufactured and packaged as described below. Any devices not complying with the requirements set forth in this section require approval from DOT, and are classed as Fireworks 1.4G and described as Fireworks, UN0336 unless they are classed as 1.4S or not regulated as hazardous materials based on examination and testing as specified in Title 49 CFR, § 173.56. Devices described in this section which are not regulated as explosives are not considered to be consumer fireworks; however, these devices must still comply with all labeling requirements of CPSC applicable to consumer fireworks devices. Novelties must be packaged in strong outer packagings that are sealed to prevent leakage of the contents. Each package, and overpack if used, offered for surface transportation must be plainly marked NOVELTIES, NOT REGULATED, EXCEPT WHEN TRANSPORTED BY AIR, IN CONFORMANCE WITH APA STANDARD 87-1. If novelties are transported by aircraft, they must be classed, labeled, and described as Flammable Solid, Inorganic, n.o.s (Novelties), UN3178.

*** 3.2.1 Party Popper** Small devices with paper or plastic exteriors that are actuated by means of friction (a string or trigger is typically pulled to actuate the device.) They frequently resemble champagne bottles or toy pistols in shape. Upon activation, the device expels flame-resistant paper streamers, confetti, or other novelties and produces a small report. Devices may contain not more than 16 mg (0.25 grains) of explosive composition, which is limited to potassium chlorate and red phosphorus. These devices must be packaged in an inner packaging which contains a maximum of 72 devices.

*** 3.2.2 Snapper** Small, paper-wrapped devices containing not more than 1.0 mg of silver fulminate coated on small bits of sand or gravel. When dropped, the device explodes, producing a small report. Snappers must be in inner packages not to exceed 50 devices each, and the inner packages must contain sawdust or a similar, impact-absorbing material.

*** 3.2.3 Toy Smoke Devices** Small devices consisting of cork-like spheres, or cardboard or plastic tubes, containing not more than 5 g of pyrotechnic composition that produces a small cloud of smoke after activation. The devices are typically ignited by means of safety fuse. The outer configuration is usually a sphere (smoke ball), cylindrical tube, or paper cone. The chemical composition for white smoke consists of potassium nitrate and sulfur, while colored smokes are produced by mixtures consisting of potassium chlorate, sulfur or sugar, and a sublimable organic dye. Mixtures containing potassium chlorate must also contain a neutralizer/coolant such as sodium bicarbonate. To be eligible for not regulated status, these devices must produce smoke as their sole pyrotechnic effect following ignition, and must be packaged in inner units containing a maximum of 72 devices.

*** 3.2.4 Snakes, Glow Worms** Pressed pellets of pyrotechnic composition that contain 2 g or less of composition per article. Upon burning, they produce a

snake-like ash that expands in length as the pellet burns. Chemical compositions vary, but typically contain ammonium perchlorate, nitrated pitch, asphaltum, and similar carbonaceous materials. These devices are limited to a maximum of 25 pellets per inner package in order to be transported as not regulated devices.

* 3.2.5 Wire Sparklers, Dipped Sticks These devices consist of a metal wire or wood dowel that has been coated with pyrotechnic composition. Upon ignition of the tip of the device, a shower of sparks is produced. Sparklers may contain up to 100 g of composition per item. Sparklers typically use barium nitrate as the oxidizer, with aluminum and dextrine as fuels. Iron filings produce the spark effect. Color-producing sparklers use potassium perchlorate as an oxidizer. Any sparkler containing a chlorate or perchlorate oxidizer is limited to a maximum of 5 g of composition per article. Sparklers must be packaged in inner packagings that contain 8 devices or less to be transported as not regulated devices.

* **3.3 Toy Caps** Toy plastic or paper caps for toy pistols in sheets, strips, rolls, or individual caps, containing not more than an average of 0.25 grains (16 mg) of explosive composition per cap. Toy caps are described as Toy Caps NA0337 and classed as 1.4S. Toy caps shall only be approved for transportation using the procedure specified in Title 49 CFR, § 173.56(b).

* **3.4 Other Devices** The Approvals Branch at DOT should be contacted regarding the requirements and procedures for approval of any device that is a unique shape or design, or any device that produces unique pyrotechnic or explosive effects, or combinations of effects not enumerated in Chapter 3 of this Standard.

* **3.5 Multiple Tube Fireworks Devices and Pyrotechnic Articles**

* **3.5.1** Multiple tube devices contain more than one cardboard tube. The ignition of one external fuse causes all of the tubes to function in sequence. The tubes are either individually attached to a wood or plastic base, or are dense-packed and are held together by glue, wire, string, or other means that securely holds the tubes together during operation.

* **3.5.2** Multiple tube devices are normally limited to a maximum of 200 g of total pyrotechnic composition for approval as Fireworks, UN0336, 1.4G or Article, Pyrotechnic, UN0431, 1.4G under this Standard. (See 3.5.4 for exceptions.) The weight of chemical composition per tube is limited to the weight limit for the specific type of device in the tube. (See section 3.1 for the weight limits per tube, based on type of effect.)

* **3.5.3** The connecting fuses on multiple tube devices must be fused in sequence so that the tubes fire sequentially rather than all at once.

* **3.5.4** When the tubes are securely attached to a wood or plastic base, and the tubes are separated from each other on the base by a distance of at least 0.50 inch (12.7 mm), a maximum total weight of 500 g of pyrotechnic composition shall be permitted for approval as 1.4G.

* **3.6 Specific Requirements for Consumer Fireworks**

* **3.6.1 Fuse**

* **3.6.1.1** Only safety fuse or other fuse that has been protected to resist side ignition may be used in consumer fireworks devices subject to the requirements of this standard.

Note: See Appendix B for method of measuring resistance to side ignition. Devices, such as ground spinners, that require a restricted orifice for proper functioning and that contain less than 6 g of pyrotechnic composition, are not subject to the requirements of 3.6.1.1.

* **3.6.1.2** The fuse must be of sufficient length to burn at least 3 seconds but not more than 9 seconds before ignition of the device. The fuse for roman candles or similar devices requiring a longer fuse for safe functioning may burn up to 12 seconds before ignition of the device.

* **3.6.1.3** The fuse must be securely attached so that it will support either the weight of the device plus 8 ounces (227 g) of dead weight or double the weight of the device, whichever is less, without separation from the fireworks device.

* **3.6.1.4** The fuse on multiple tube devices must be fused in sequence between individual tubes.

* **3.6.2 Construction**

* **3.6.2.1 Bases** Each fireworks device that requires a base shall utilize a base of wood or plastic (preferably non-brittle, medium impact polystyrene.) The minimum horizontal dimension or the diameter of the base must be equal to at least $\frac{1}{3}$ the height of the device (excluding any protruding fuse,) unless the device remains upright when subjected to a tilt of 12° from the horizontal. Bases shall remain firmly attached to the item during transportation, handling and normal operation. (See Appendix B for method of measuring.)

Note: Multiple tube mine and shell devices which contain at least one launching tube with an inner diameter of 1.5 inches or greater must be stable when placed on a test fixture that holds the device at a 60° angle. This is a static test, the fireworks device is not ignited while at a 60° angle.

* **3.6.2.2 Sticks** The stick on a rocket (sky rockets and bottle rockets,) and on other fireworks devices that utilize a stick, shall be firmly attached to the body of the device by means of glue, staples, or wire. Sticks must be secure enough to remain firmly attached during transportation, handling, and normal operation. Sticks shall be rigid and of such length so as to assure stable flight. The maximum curvature of such stick(s) may not exceed 1 inch (25 mm.) (See Appendix B for method of testing rigidity.)

* **3.6.2.3 Handles** Each fireworks device which is intended to be hand-held, and is so labeled, must incorporate a handle at least 4 inches (101 mm) in length. Handles must remain firmly attached during transportation, handling, and normal operation of the device. Or, must consist of an integral section of the device which extends at least 4 inches (101 mm) below the pyrotechnic chamber. Sparklers 10 inches (253 mm) or less in length shall have handles at least 3 inches (76 mm) in length.

* **3.6.2.4 Spikes** Spikes which constitute an integral part of a fireworks device shall protrude at least 2 inches (51 mm) from the base of the device and shall have a blunt tip not less than 1/8 inch (3.2 mm) in diameter or 1/8 inch (3.2 mm) square.

* **3.6.2.5 Pyrotechnic Chamber** The pyrotechnic chamber in a fireworks device that functions other than by exploding must be of sufficient thickness and rigidity to allow normal functioning of the device without burnout or blowout. The chamber must also be constructed and sealed to prevent leakage of the pyrotechnic composition during transportation, handling, and normal operation.

* **3.6.2.6 Wings** Wings on helicopter-type rockets and similar devices must be securely attached to the body by means of gluing, wiring, or other appropriate means so that they will remain firmly attached during transportation, handling, and normal operation.

* **3.6.2.7 Wheel Devices** Each wheel device must be constructed so that the driver(s), motor(s), and axle(s), when needed (*i.e.*, on wheel devices intended to operate in a fixed location) remain securely attached to the device during transportation, handling, and normal operation.

* **3.6.2.8 Aerial Devices** Each device intended to produce a visible or audible effect high in the air must be designed to produce the effect at or near the apex of its flight.

* **3.6.2.9 Smoke Devices** Each smoke device must be constructed so that it will neither burst nor produce excessive flame (excluding fuse and small but brief bursts of flame accompanying normal smoke production.) Smoke devices may not contain plastic in direct contact with the pyrotechnic composition, nor may smoke devices resemble, in color and configuration, banned fireworks devices, such as M-80 salutes, cherry bombs, or silver salutes.

*** 3.7 Prohibited Chemicals and Components**

*** 3.7.1 Prohibited Chemicals** Consumer fireworks devices offered or intended for sale to the public may not contain a chemical enumerated in table 3.7-1, except for small amounts (less than 0.25% by weight) as impurities, and except as specified therein.

Note: Display fireworks and theatrical pyrotechnics (See section 2.15) are not subject to the provisions of this section.

*** TABLE 3.7-1 Prohibited Chemicals for Consumer Fireworks**

1. Arsenic sulfide, arsenates, or arsenites
2. Boron
3. Chlorates, except:
 - a. In colored smoke mixtures in which an equal or greater weight of sodium bicarbonate is included
 - b. In party poppers
 - c. In those small items (such as ground spinners) wherein the total powder content does not exceed 4 g of which not greater than 15% (or 600 mg) is potassium, sodium, or barium chlorate
 - d. In firecrackers
 - e. In toy caps
4. Gallates or gallic acid
5. Magnesium (magnesium/aluminum alloys, called magnalium, are permitted)
6. Mercury salts
7. Phosphorus (red or white) (red phosphorus is permissible in caps and party poppers)
8. Picrates or picric acid
9. Thiocyanates
10. Titanium, except in particle size that does not pass through a 100-mesh sieve
11. Zirconium
12. Lead tetroxide (red lead oxide) **and other lead compounds**

*** 3.7.2 Prohibited Components** No component of any consumer fireworks device or novelty, may upon functioning, project or disperse any metal, glass, or brittle plastic fragments.

*** 3.7.3 Forbidden Devices** Any device intended for sale to the public that produces an audible effect (other than a whistle) by a charge of more than 130 mg (2 grains) of explosive composition per report. Devices obtained for *bona-fide* pest control purposes in accordance with regulations promulgated by CPSC in Title 16, CFR are not forbidden if approved in accordance with Title 49 CFR, § 173.56.

Note: For transportation purposes the term, forbidden devices, may also include mixtures or devices that contain a chlorate and an ammonium salt, or an

acidic metal, salt. Or, devices that contain yellow or white phosphorus, devices that combine an explosive and a detonator or blasting cap. And, any device that has not been approved by DOT.

*** 3.8 Specific Requirements for Theatrical Pyrotechnics**

*** 3.8.1** Theatrical pyrotechnics that are approved as UN0431, Articles, Pyrotechnic, 1.4G shall not bear a warning label that resembles the required wording on a consumer fireworks device. A warning label providing instructions to a trained operator is permitted, but alternative wording must be used.

*** 3.8.2** Theatrical pyrotechnics may or may not have an ignition device attached.

*** 3.8.3** All requests for approval of a device as Articles, Pyrotechnic shall be accompanied by a signed certification stating that the article is intended for professional use in the entertainment industry and will not be offered for sale to the general public.

*** 3.8.9** Approvals for classification as Articles, Pyrotechnic shall be evaluated based on the weight of pyrotechnic composition in the individual article, and compared to the allowable weights for the corresponding category of 1.4G consumer fireworks. If a 1.4G classification is desired for an article containing more pyrotechnic composition than is permitted for a comparable consumer firework, the DOT approval procedure in Title 49 CFR, § 173.56(b)(1) shall be followed.

*** 3.9 Approval.** All consumer fireworks (Fireworks, UN0336,) novelties and theatrical pyrotechnics offered for transportation in the United States shall be classified and approved for transportation purposes by DOT, in accordance with the following procedure:

***3.9.1** Fireworks and novelties containing mixtures of chemicals specified in table 4.3-1, but none of the chemicals prohibited by section 3.7. For each item in which approval is sought, manufacturers shall submit a copy of an approval application (see Appendix D) to DOT. DOT may issue an approval for the device as 1.4G based on the information contained in the form or, at its option, may require laboratory examination by a person approved by DOT to examine explosives.

*** 3.9.2** Fireworks and novelties containing any chemical not specified in table 4.3-1, but none of the chemicals prohibited by section 3.7. For each item in which approval is sought, the manufacturer shall obtain a report from a person approved by DOT to examine explosives or, obtain a test report from a recognized competent authority (for fireworks manufactured abroad.) The manufacturer shall then submit an approval application (see appendix D) together with the appropriate examination reports to DOT. DOT may then issue approval based on the information contained

in the application and accompanying laboratory reports, or may require additional information.

* **3.9.3** Theatrical pyrotechnics containing only mixtures of chemicals specified in table 4.3-1. For each item in which approval is sought, manufacturers shall submit a copy of an approval application (see appendix D) to DOT. DOT may issue an approval for the device as 1.4G based on the information contained in the form. Or, at DOT's discretion, may require a report from a person approved by DOT to examine explosives or may require a test report from a recognized competent authority (for articles manufactured abroad.)

* **3.9.4** Theatrical pyrotechnics containing any chemical not specified in table 4.3-1. For each item in which approval is sought, the manufacturer shall obtain a report from a person approved by DOT to examine explosives or obtain a test report from a recognized competent authority (for articles manufactured abroad.) The manufacturer shall then submit an approval application (see Appendix D) together with the appropriate laboratory reports to DOT. DOT may then issue an approval based on the information contained in the application and accompanying laboratory reports.

* **3.9.5** If classification other than 1.4G is sought, the DOT approval procedure in Title 49 CFR, § 173.56(b)(1) must be followed. This includes obtaining a laboratory report from a person approved by DOT to examine explosives.

* **3.10 Marking and Labeling** Fireworks intended for consumer sale and use shall be labeled in conformance with the requirements of the *Federal Hazardous Substances Act* (FHSA) and regulations promulgated thereunder in Title 16 CFR, § 1500. All outside packaging containing fireworks must be marked and labeled in conformance with Title 49 CFR, § 172. (See appendix C and chapter 5 for details and examples.)

4. REQUIREMENTS FOR DISPLAY FIREWORKS DEVICES

Note: Devices in this category, formerly classed as Class B Explosives, Special Fireworks, are now classed as 1.3G, under the UN system and referred to as display fireworks.

* **4.1 Types of Display Fireworks Devices.** The following fireworks devices are subject to the requirements of chapter 4:

***4.1.1 Aerial Shell** A cylindrical or spherical cartridge containing lift charge, burst charge and effect composition. Shells are most commonly 2 inches (50 mm) to 6 inches (152mm) in diameter, and are fired from metal, high-density polyethylene (HDPE), fiberglass, or heavy cardboard tubes. Upon firing, the lift charge is consumed and the cartridge is expelled into the air. A pyrotechnic effect is produced near the apex of flight. Aerial shells are typically ignited by means of a quickmatch fuse or electric match. Burst charge used in aerial shells is limited to black powder (potassium nitrate, sulfur, and charcoal) or similar pyrotechnic

composition may not be approved under the provisions of this Standard as 1.3G articles. Aerial shells exceeding 10 inches (250 mm) in diameter or containing a burst charge that has metallic fuel may be approved under this Standard as Fireworks, UN0333, 1.1G.

Note: All aerial shells that are not contained in a launch tube (section 3.1.2.5) or sold as part of a reloadable shell kit (section 3.1.2.6) may only be approved under the provisions of this Standard as Fireworks, UN0335, 1.3G.

* **4.1.2 Salute** Paper-wrapped, cardboard tube, or sphere containing explosive composition in excess of 130 mg (2 grains.) Upon ignition, noise and a flash of light are produced. **The maximum quantity of explosive composition in a salute shell, or in a salute component of a multi-effect shell, shall not exceed 2.5 oz (71 g) for approval under this Standard as a 1.3G article. Salutes or articles with salute components containing more than 2.5 oz (71g) of explosive composition per salute or per component may be approved under this Standard as Fireworks, UN0333 1.1G.**

* **4.1.3 Other Fireworks Devices**

* **4.1.3.1** When the quantity of explosive and/or pyrotechnic composition exceeds the limit for inclusion in the Fireworks, UN0336 category, devices enumerated in section 3.1 are classed as 1.3G and described as Fireworks, UN0335 (formerly described as Fireworks, Special and classed as Class B Explosives.) This includes multiple tube devices containing more than 200 g of total chemical composition, except as otherwise specified in section 3.5.

* **4.1.3.2** Certain devices intended for signaling, illuminating, and incendiary purposes such as: railway torpedoes; airplane flares; illuminating projectiles; incendiary and smoke projectiles; as well as flash cartridges (formerly classed as special fireworks,) no longer fall into the fireworks category under DOT regulations effective on 10/1/91 and are not part of this Standard.

* **4.2 Construction of Aerial Shells**

* **4.2.1** Each shell shall be identified only in terms of the inside diameter (not the circumference) of the mortar in which it can be safely used (*e.g.*, 3 inches (76mm) shells are only for use in 3 inch (76mm) mortars.)

***4.2.2** Each shell shall be constructed so that the difference between the inside diameter of the mortar in which it can be safely used and the outside diameter of the shell is not less than 1/8 inch (3.2mm) and not more than 1/4 inch (6.4mm) for shells not exceeding 3 inches (76mm) or 1/2 inch (12.7mm) for shells larger than 3 inches (76mm.)

***4.2.3** Each shell must be labeled with the type of shell, the diameter measurement, and the name of the manufacturer or distributor.

***4.2.4** The length of the internal delay fuse and the amount of lift charge must be sized to insure proper functioning of the shell in its mortar. Quickmatch fuse, if required, must be long enough to allow not less than 6 inches (152mm) of fuse to protrude from the mortar after the shell is properly inserted.

* **4.2.5** The length of exposed black match on a shell, if required, may not be less than 3 inches (76mm) and the fuse shall not be folded or doubled back under the safety cap. Also, the time delay between ignition of the tip of the exposed black match and ignition of the lift charge may not be less than 3 seconds to allow the operator to retreat safely.

* **4.2.6** A safety cap shall be installed over the exposed end of the fuse, if ignition fuse is present. The safety cap must be of a different color than that used for the paper of the fuse.

* **4.2.7** If an electric match is attached to an aerial shell or other display firework prior to transportation, the requirements in section 5.8 must be complied with.

***4.3 Approval** Prior to being offered for transportation in the United States all display fireworks (Fireworks, 1.3G) must be classified and approved by DOT in accordance with the following procedures:

* **4.3.1** Devices containing only mixtures of chemicals specified in table 4.3-1. The manufacturer shall submit a copy of an approval application (see appendix D) to DOT for any item that has not previously been approved by DOT. DOT may issue an approval for the device based on the information contained in the form. Or, at its discretion, may require examination by a person approved by DOT to examine explosives, or may accept a test report from a recognized competent authority (for fireworks manufactured abroad.)

* **4.3.2** Devices containing any chemical not specified in table 4.3-1. For each item in which approval is sought, the manufacturer shall submit a sample of each pyrotechnic mixture that contains any chemical not specified in table 4.3-1 to a person approved by DOT to examine explosives. Or, the applicant may obtain a test report from a recognized competent authority (for fireworks manufactured abroad.) The manufacturer shall then submit an approval application (see appendix D), together with the appropriate laboratory reports to DOT. DOT may then issue approval based on the information contained in the application and accompanying laboratory report(s).

TABLE 4.3-1 Standard Fireworks Chemicals	
Chemical	Typical Use
Aluminum	Fuel
Ammonium Perchlorate	Oxygen Donor
Antimony	Fuel
Antimony Sulfide	Fuel
Barium Carbonate	Neutralizer
Barium Nitrate	Oxygen Donor
Barium Sulfate	Oxygen Donor
Bismuth Oxide	Oxygen Donor
Boric Acid	Neutralizer
Calcium Carbonate	Neutralizer
Calcium Sulfate	Oxygen Donor
Carbon or Charcoal	Fuel
Copper Metal	Color Agent
Copper Oxide	Oxygen Donor/Color Agent
Copper Salts (except Copper Chlorate)	Color Agent
Dextrine	Fuel/Binder
Hexamethylenetetramine (Hexamine)	Fuel
Iron and Iron Alloys (e.g., ferro/titanium)	Fuel
Iron Oxide	Oxygen Donor
Magnalium (Magnesium/Aluminum)	Fuel
Magnesium (in display fireworks and theatrical pyrotechnics only)	Fuel
Magnesium Carbonate	Neutralizer
Magnesium Sulfate	Oxygen Donor
Nitrocellulose (see Miscellaneous Compounds)	
Nitrocellulose Based Lacquers	Binder
Phosphorus, Red (only as provided in table 3.7-1)	Fuel
Potassium or Sodium Benzoate	Whistle
Potassium Bichromate (Potassium Dichromate) (not to exceed 5% of formulation)	Oxygen Donor
Potassium Chlorate (only as provided in table 3.7-1)	Oxygen Donor
Potassium Hydrogen Phthalate	Whistle
Potassium Nitrate	Oxygen Donor
Potassium Perchlorate	Oxygen Donor
Potassium Sulfate	Oxygen Donor
Silicon	Fuel
Sodium Bicarbonate (Sodium Hydrogen Carbonate)	Neutralizer
Sodium Nitrate	Oxygen Donor
Sodium Salicylate	Whistle
Sodium Salts (except Sodium Chlorate)	Color Agent
Sodium Sulphate	Oxygen Donor
Strontium Carbonate	Color Agent
Strontium Nitrate	Oxygen Donor
Strontium Salts (except Strontium Chlorate)	Color Agent
Strontium Sulfate	Oxygen Donor
Sulfur	Fuel

Titanium (particle size must not pass through 100 mesh sieve if 1.4G or 1.4S Fireworks)	Fuel
---	------

Miscellaneous Compounds: Organic compounds may be compounds such as: lactose; shellac; red gum; chlorinated paraffin; and polyvinyl chloride that consist of some combination of carbon with hydrogen, oxygen and/or chlorine. Nitrogen may be present if it accounts for less than 10% (by weight) of the compound.

Nitrocellulose with not more than 12.6% nitrogen by mass, that meets the criteria for classification as a 4.1 flammable solid, is permitted as a propelling or expelling charge provided there is less than 15 g of nitrocellulose per article.

Note: Exact chemical identity of each organic compound must be included when submitting an approval application (appendix D) to DOT.

*** 4.4 Approval for Combination Devices for Display Purposes** When two or more articles of consumer or display fireworks, or theatrical pyrotechnics (already approved by DOT) are combined to form one unit, a separate approval for the combination device is not required if all of the following conditions are met:

* **4.4.1** The combination device is to be used for display or entertainment purposes, but is not intended for consumer use.

* **4.4.2** The combination device is constructed from approved fireworks, novelties, and theatrical pyrotechnics.

* **4.4.3** The combination device is transported by private carrier.

* **4.4.4** The assembled unit is transported using the EX numbers for the individual components.

* **4.4.5** If all components of the combination device have been approved as 1.4G articles, the combination item is classed as a 1.4G article provided that the total weight of pyrotechnic composition (including lift and effect charges) in the article does not exceed 200 g. (**see section 3.5 for exception**) The combination device shall be described as UN0431, Articles, Pyrotechnic, 1.4G if all of the components are approved as UN0431. Otherwise, the device shall be described as UN0336, Fireworks, 1.4G.

* **4.4.6** If one or more of the components has been classed as a 1.3G Article, or if the total weight of pyrotechnic composition (including lift and effect charges) is more than 200 g (**see section 3.5 for exception**), then the assembled unit is classed as a 1.3G Article. The combination device shall be described as UN0430, Articles, Pyrotechnic, 1.3G if all of the components are classed as either UN0430 or UN0431. Otherwise, the device shall be described as UN0335, Fireworks, 1.3G.

5. SHIPPING REQUIREMENTS

*** 5.1 Transportation Regulating Authorities** Transportation of fireworks is regulated by DOT. Some states and municipalities also regulate transportation of fireworks through their jurisdiction, often by incorporation of federal regulations.

*** 5.2 Approval** Except for samples prepared in accordance with DOT regulations, **or unless specifically permitted by this Standard**, no fireworks device or novelty may be offered for transportation or transported until it is classed and approved by DOT, and an approval number (EX number) is issued (Title 49 CFR, § 173.56.) (see chapters 3-4 and appendix D)

*** 5.2.1** EX numbers for fireworks contained in a shipping carton must be marked on the shipping carton or on the shipping paper.

*** 5.2.2** Cartons containing 5 or more different fireworks devices must be marked with at least 5 of the EX numbers covering items in the carton, or the EX numbers must appear on the shipping paper. (Title 49 CFR, §172.320(c) and (d))

*** 5.3 Packaging** With certain exceptions, Consumer Fireworks UN0336, Display Fireworks UN0335, Articles Pyrotechnic UN0431 and Novelties, must be securely packaged in containers complying with DOT regulations Title 49 CFR, § 178. Gross weight limitation per package is now dictated by the weight marked on the certified packaging. Articles with match or friction tip ignition must be packed so that each individual tip is protected against accidental contact or friction. Loose chemical composition may not be present in packages in transportation. (Title 49 CFR, §172.102(c), Special Provision (108))

*** 5.4 Placards** Unless otherwise provided, each motor vehicle, freight container and rail car must bear appropriate placards on each end and each side (Title 49 CFR, § 172.504 (a).) Vehicles containing packages of consumer fireworks or novelties which are labeled 1.4G require a 1.4G or Explosive 1.4G placard (Title 49 CFR, § 172.523,) and use of the word explosive is optional (Title 49 CFR, § 172.519(b)(3),) except highway and rail shipments of less than 1,000 pounds gross weight of such fireworks need not bear a placard (Title 49 CFR, § 172.504(c).) Vehicles containing display fireworks in any quantity require a 1.3G or Explosive 1.3G placard (Title 49 CFR, § 172.522) and use of the word explosive is optional (Title 49 CFR, § 172.519(b)(3).) If both 1.4G and 1.3G are present in a shipment, the 1.3G placard is required, and the 1.4G placard is not needed.

*** 5.5 Package Marking and Labeling** Each person who offers fireworks for transportation shall ensure that the package displays the appropriate square-on-point label (Title 49 CFR, § 172.400(a) and 172.411.) Use of the word explosive on the 1.3G and 1.4G labels is not required (Title 49 CFR §172.405(a).) Consumer fireworks, toy smoke devices, and trick noisemakers are either classed as 1.4G, 1.4S, or not regulated for transportation purposes. Display fireworks are classed as 1.3G (Title 49 CFR, § 172.101.) The label must be printed or affixed to the surface of the package near the proper

shipping name and identification number, which are also required to appear on the package (Title 49 CFR, § 172.301(a).)

*** 5.6 Shipping Papers** Each person who offers a fireworks device or novelty for transportation shall describe the item on a shipping paper. The description must include the proper shipping name (see Title 49 CFR § 172.101, hazardous materials table, col. 2) the hazard class of the material (col. 3,) the identification number (col. 4,) the packing group (col. 5,) and the total quantity covered by the description (Title 49 CFR § 172.202(a).) Consumer fireworks should be described as follows: Fireworks, 1.4G, UN 0336, PG II, *x lb. or kg.* Display fireworks should be described as Fireworks, 1.3G, UN 0335, PG II, *x lb. or kg.* In addition, the shipper shall certify that the shipment is properly classified, marked and labeled (Title 49 CFR § 172.204(a).)

Note: EX numbers shall also appear on shipping papers unless they are marked on each shipping carton.

*** 5.7 Special Packaging Provisions for Transportation in a Motor Vehicle by Private Carrier**

*** 5.7.1** Fireworks articles such as large set pieces, that are too large to be readily placed into fiberboard cartons, shall be permitted to be transported without external packaging to a display site provided that the articles are securely attached to the inside walls of the vehicle by means of wire, wood, or rope and provided that all fuse is protected against accidental ignition by means of a paper covering or paper end cap. All other packages in the vehicle shall be secured to prevent accidental movement and contact with the unpackaged articles.

*** 5.7.2** Fusees (highway flares) for use in a fireworks display shall be permitted to be transported in a motor vehicle with fireworks, provided that the flares are properly packaged in accordance with Title 49, CFR.

*** 5.7.3** Display fireworks remaining unfired at the conclusion of a display shall be permitted to be repacked in the certified packaging used to bring the fireworks to the display site. The maximum gross weight (printed as part of the box certification marking) authorized for a fiberboard carton shall not be exceeded. The fireworks shall be removed to authorized storage, by means of motor vehicle, as soon as possible following the display.

*** 5.7.4** Misfired devices that are to be returned from the display site to the supplier shall be packed separately from unused, unfired devices, and shall be transported only by private motor carrier.

*** 5.8 Requirements for an Electric Match (Igniter) Attached to a Display Firework Prior to Transportation**

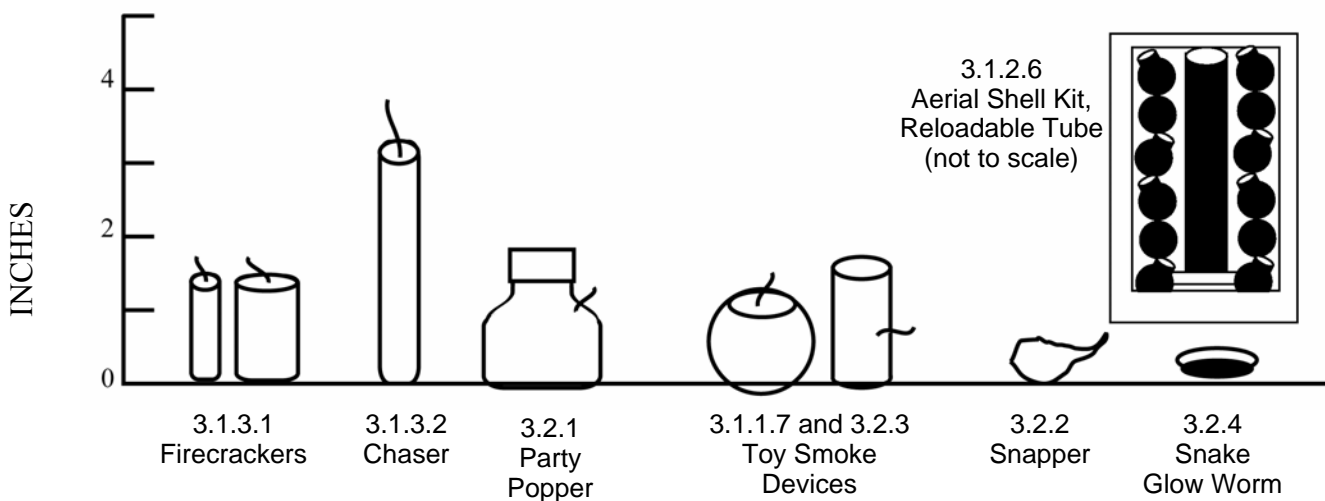
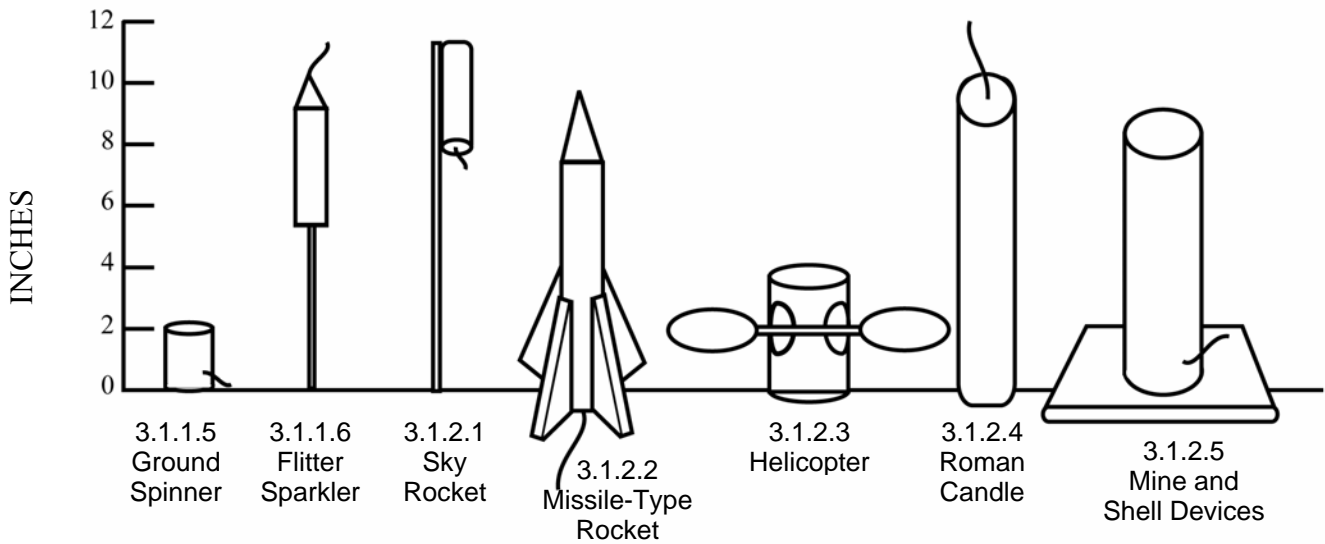
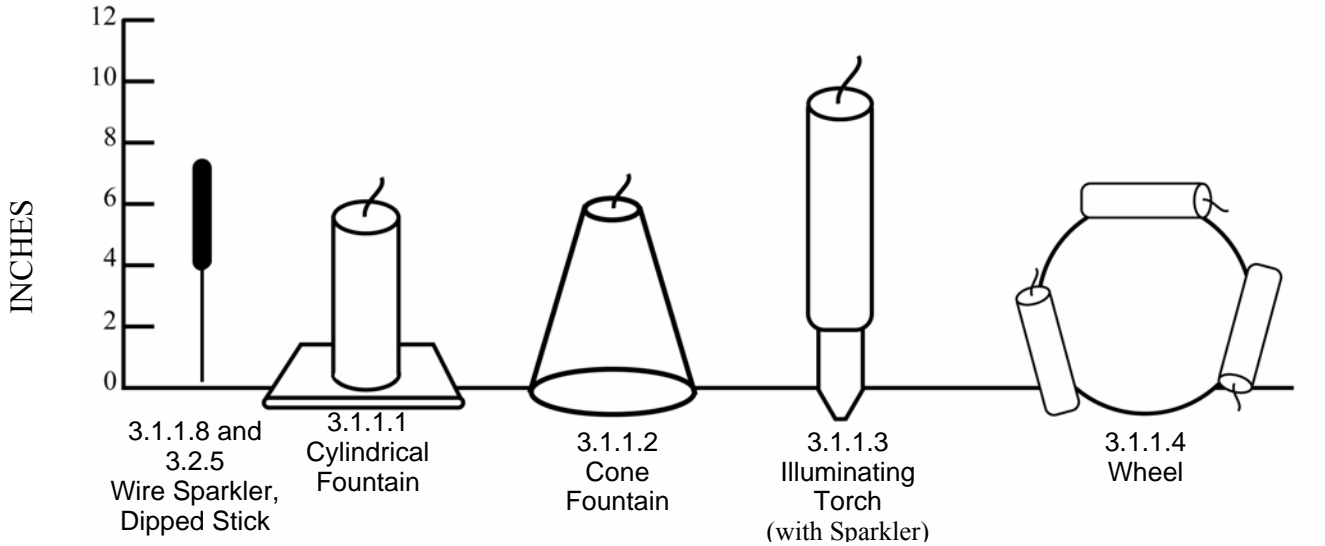
- * **5.8.1** Fireworks with electric matches attached shall only be transported from a fireworks manufacturer's or display operator's facility to a fireworks display site, or to an approved storage for subsequent shipment to a display site.
- * **5.8.2** The fireworks and the electric matches must be separately approved and assigned EX numbers in accordance with Title 49 CFR, § 173.56.
- * **5.8.3** Report shells (salutes) that exceed 3 inches in diameter or contain more than 70 g (2.5 oz) of salute powder shall not be transported with electric matches attached.
- * **5.8.4** All electric matches that are pre-attached to fireworks for transportation must be certified by the manufacturer to be thermally stable at 150° C for 24 hours.
- * **5.8.5** All electric matches that are pre-attached to fireworks for transportation shall be rated by the manufacturer to have a no fire current of not less than 0.20 amperes (*i.e.*, the match does not ignite when tested with a current of less than 0.20 amperes.)
- * **5.8.6** The electric match shall be securely attached to the fuse or to the lift charge so as to prevent significant movement of the igniter.
- * **5.8.7** When the electric match is placed directly into the lift charge of a firework, the electric match shall have a covering (shroud) placed over the match head itself.
- * **5.8.8** The leg wires of the electric match shall be shorted (shunted) at all times during transportation.
- * **5.8.9** The transportation of any UN0335, Fireworks, 1.3G with attached electric matches by aircraft is prohibited.

6. REFERENCES

- * **6.1** Title 49 CFR, § 171-180, DOT This document can be found online at www.access.gpo.gov/nara/cfr/waisidx_99/49cfrv2_99.html. A hard copy may be purchased from: Superintendent of Documents, U.S. Government Printing Office, Washington, DC 20402, or as republished by Bureau of Explosives as Hazardous Materials Regulations of the Department of Transportation, Association of American Railroads, 50 F Street, NW, Washington DC 20001.
- * **6.2** Title 16 CFR, § 1000 to End, CPSC This document can be found online at: www.access.gpo.gov/nara/cfr/waisidx_00/16cfrv2_00.html. A hard copy may be purchased from the US GPO (see section 6.1 for address.) Extracts of these regulations pertaining to fireworks only may be purchased from the Pyrotechnics Association.

Appendix A

TYPES OF FIREWORKS AND NOVELTIES



APPENDIX B

CONSUMER FIREWORKS TESTING PROGRAM

This testing program is designed to enable manufactures, importers and distributors to determine whether or not consumer fireworks are in compliance with this standard. As a general guideline, 15 randomly selected samples of each item should be tested for each requirement. If all 15 pass, the item is acceptable. If 1 or more of the 15 fail a requirement, test an additional 10 items. If 2 of those fail, distribution should be withheld pending a thorough analysis of the problem. There is some subjectivity in these tests and therefore judgements must sometimes be made. For example, even if 1 cone fountain (out of the group of 10) were to explode, additional samples should be tested. The goal of the testing is to be certain that only safe items reach the public.

1. Equipment Needed Stopwatch, razor blade, cigarette, matches, ruler, tilt board (see figure 1,) pen or pencil, and fireworks test sheet (See Figure 2.) Safety glasses must be worn by personnel conducting these tests. For items containing reports, a scale capable of measuring to 0.001 g (1 mg) is required as well.

2. Fuse – Resistance to Side Ignition (3.6.1.1) Leave intact any tape or paper wrapping used to cover the fuse. Use a razor blade to separate the fuse from the item at the point where the fuse enters the device, and carry out the test on the detached fuse. Place the side of the fuse on the glowing tip of a lit cigarette, and use a stopwatch to measure the time required for ignition of the fuse through the side to take place. The fuse should resist side ignition for at least 3 seconds.

Note: Certain small items requiring a restricted orifice, such as ground bloom flowers and other ground spinners, bottle rockets, and small smoke items, need not meet this requirement if thinner fuse is required for proper functioning. However, all types of fuse must still meet the fuse burning time specified in section 3.6.1.2.

3. Fuse Burning Time (3.6.1.2) Using a stopwatch, ignite the tip of the fuse and measure the time delay from lighting the fuse until the item begins to function. The fuse burning time should be at least 3 but not more than **9 seconds**. Roman candles and other large items requiring a greater length of time to safely function may burn for up to 12 seconds before igniting the item.

Note: This test can be done in conjunction with other tests, such as the burnout/blowout test (section 7, appendix B) and the functioning test (section 15 appendix B) This will minimize the number of tests and time required to complete the required testing.

4. Fuse – Attachment (3.6.1.3) Tape, or otherwise attach, another identical item to the one being tested, and hold the item by the fuse. Separation of the fuse from the item constitutes a failure. For large items weighing more than 8 oz, the fuse must support the weight of the item plus 8 oz (lead fishing weights work well for this test.)

5. Stability (3.6.2.1) Measure the vertical height of the item from the bottom of the base to the top of the device, including any fuse or paper twist protruding from the top of the item. Also measure the maximum horizontal dimension of the base (or diameter if the base is round.) If the base is at least $\frac{1}{3}$ of the height, no further test is needed. If the base is less than $\frac{1}{3}$ of the height, conduct a tilt test. To conduct this test, place the item on a sandpaper covered surface that is tilted 12° from horizontal. The item should not tip over. An item that fails both the base-to-height ratio and the 12° tilt test is not in compliance with the standard. (figure 1, appendix B, diagram of tilt-board)

Note: Effective 3/26/97, multiple tube mine and shell devices with individual tubes that have an inner diameter measuring 1.5 inches (3.8 cm) or greater must be tested for stability at a tilt angle of 60° (figure 2, appendix B.) This test is performed on the item *without* igniting the fuse.

***6. Pyrotechnic Leakage (3.6.2.5)** Shake the item over a clean, white piece of paper to see if powder or granules are released. No leakage may occur, nor should leakage or loose composition occur in assortment carton, shipping carton, or within multiple tube items.

7. Burnout and Blowout (3.6.2.5) Ignite a randomly selected sample of 15 items and note the performance. The entire pyrotechnic effect must come out of the intended orifice. Any burning through the bottom or side of an item, or any unintended rupturing of the casing of an item (that functions other than by exploding) due to excessive gas pressure constitutes a failure.

8. Handles – Length (3.6.2.3) Remove and measure the length of any wooden handles used on items. For handles made of paper tubes, insert a dowel or pencil into the bottom of the tube until it reaches the clay plug next to the pyrotechnic composition. Measure the length of the paper or dowel that went inside of the tube. The handle must be at least 4 inches (101 mm) in length.

9. Handles – Attachment (3.6.2.3) Pull on the handle to see whether or not it separates from the item. The handle must remain firmly attached.

10. Spikes (3.6.2.4) For items designed to be held upright in the ground by means of a spike, measure the length of the spike protruding from the base or bottom. This must be at least 2 inches (51 mm) in length. In addition, the device must have a blunt tip not less than $\frac{1}{8}$ inch in diameter or $\frac{1}{8}$ inch square.

11. Wheels (3.6.2.7) Check each driver on the wheel for secure attachment. Then ignite at least 15 of the items and check whether or not any separation of the drivers, or of any other part of the device (such as an axle,) occurs during functioning.

Note: This test may be done in conjunction with the fuse-burning time and performance tests.

* **12. Smoke – Operation (3.6.2.9)** Ignite at least 15 samples of each smoke device. The item may not burst, nor may it produce an external flame for longer than $\frac{1}{4}$ of the time the device functions.

Note: This test may be done in conjunction with the fuse-burning time and performance tests.

* **13. Smoke – Design (3.6.2.9)** If the item contains any plastic, dissect the device to make certain there is no contact between the smoke composition and the plastic parts. Smoke devices may not resemble, in both color and configuration, banned explosive devices such as M-80 salutes, silver salutes, or cherry bombs.

14. Rockets – Sticks (3.6.2.2) At least 15 samples of each rocket type should be examined to make certain that the sticks are attached firmly to the body of the device. Also examine the sticks to make certain that they are rigid and straight. To test for straightness, lay the sticks on a flat surface with the maximum bow up (if necessary, the stick may be removed from the body of the rocket for this test.) The maximum deviation from the horizontal must not exceed 1 inch. To test for rigidity, clamp a 1-inch section at the end of the rocket stick farthest from the motor tube horizontally to a rigid surface. Measure the distance the motor end of the rocket arches downward. The maximum downward arch may not exceed $\frac{1}{4}$ the total length of the rocket.

15. Functioning At least 15 samples of each item should be ignited. Any malfunction, unexpected or otherwise questionable performance should be noted in the “Comments” section of the Test Sheet (See figure 3), and distribution of the item should be withheld pending a thorough analysis of the problem. If the item contains a report, it will be necessary to locate the report component and weigh the quantity of report powder. A ground item is limited to 50 mg to report powder, while an aerial report is limited to 130 mg.

16. Labeling (3.10) Examine the labeling on each item and on all retail packages to make certain that the labeling is conspicuous and in conformance with all applicable regulations. (See appendix C for a more complete discussion.)

FIGURE 1
Tilt Test Device

Medium Sandpaper glued to
Surface of Wooden
Block cut to 12° angle.

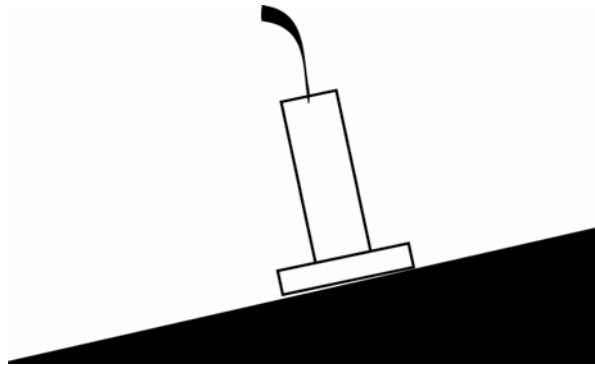
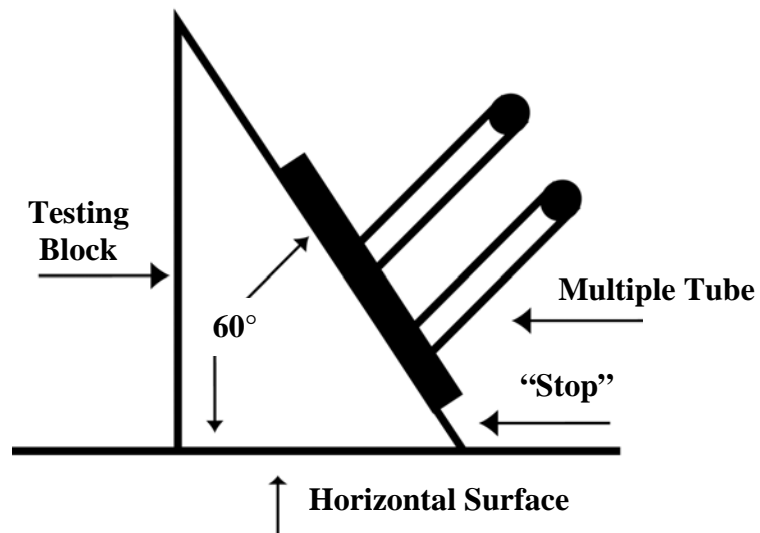


FIGURE 2
60° Test Fixture for Large Multiple Tube Items



Side view of an apparatus or testing
block for testing compliance with
the 60-degree tilt angle standard.

**FIGURE 3
CONSUMER FIREWORKS TEST SHEET**

Name of Item: _____

Manufacturer: _____

Code or Mark: _____

Date Received or Produced: _____

TEST	REQUIREMENTS	# TESTED	# PASS	# FAIL	N/A
Fuse — Burn	3-9 seconds (see exception, sec. 3, appendix b)				
Fuse — Side	Minimum 3 seconds resistance when placed on tip of lit cigarette				
Fuse — Attachment	Supports twice the weight of item, or item plus 8 oz., whichever is less				
Base — Dimension	At least 1/3 the height of the item, or withstand 12° tilt (60° tilt for large multiple tube items)				
Pyrotechnic Leakage	No appreciable loose powder upon shaking				
Burnout Blowout	Composition does not burn through or blow out side or bottom of item				
Handle — Length	Handle must be at least 4 inches long (101 mm)				
Handle — Attachment	Must be firmly attached; must not come loose as item functions				
Spike	Must have blunt tip extended at least 2 inches (51 mm) below tube				
Wheel	No part of item may separate during functioning				

CONSUMER FIREWORKS TEST SHEET (continued)

Name of Item: _____

Manufacturer: _____

Code or Mark: _____

Date Received or Produced: _____

TEST	REQUIREMENTS	# TESTED	# PASS	# FAIL	N/A
Smoke — Operation	No bursting of container; no external flame for longer than ¼ the duration of the item				
Rockets — Sticks	Must be straight and rigid; must be firmly attached, and remain so when fired				
Functioning	Item functions normally and produces desired effect				
Report Weight	50 mg for a ground report, 130 mg for aerial report				
Labeling	Meets CPSC requirements (See appendix C)				

COMMENTS: _____

Date: _____ Tester: _____

APPENDIX C

PRODUCT LABELING REQUIREMENTS FOR CONSUMER FIREWORKS

The Federal Hazardous Substances Act (FHSA) requires only that the cautionary labeling be prominent, conspicuous, and in English. However, the regulations promulgated under the FHSA spell out in great detail what the terms prominent and conspicuous mean. The following guidelines will assist you in complying with the regulations (See Title 16, CFR § 1500.121.)

1. Label Content The signal word is either WARNING or CAUTION, printed in all capital letters. CPSC prefers that WARNING be used for rockets, mines and shells, firecrackers and other items with report, and roman candles. CAUTION is preferred for fountains, sparklers, and other non-aerial, non-report items.

The statement of hazard, printed in all capital letters, describes the principal hazard or hazards associated with a particular device, and should accurately describe what an item does. Specific statements of hazard are specified for various classes of fireworks items in the CPSC regulations. For new devices, an appropriate statement of hazard should be used. Contact the APA office if assistance is needed. Typical statements of hazard include: FLAMMABLE; EXPLODES; EMITS SHOWER OF SPARKS; and SHOOTS FLAMING BALLS. Any device that includes a firecracker or report component must include WITH REPORT in the statement of hazard. For example, a multiple tube device that shoots stars and firecrackers into the air should state:

WARNING

SHOOTS FLAMING BALLS WITH REPORT

Instructions for proper use must also be printed on each item. These are specified for the most common categories of fireworks in the CPSC regulations, Title 16, CFR, § 1500.14 (b) (7.) Similar wording must be created for other categories not specified in the regulations. These instructions need not be printed in capital letters.

Instructions usually include the following:

**Use Only Under Close Adult Supervision
For Outdoor Use Only**

Instructions how to place item for lighting:

**Do Not Hold in Hand
Light Fuse and Get Away**

Normally, these other cautions are printed below the statement of hazard, however, they may appear elsewhere on the item if a statement which informs the user to carefully read the other cautions is printed directly under the statement of hazard. For example:

CAUTION
EMITS SHOWER OF SPARKS
Carefully Read Other Cautions
On Back Panel

2. Label Placement The signal word and statement of hazard must appear on every principal display panel (PDP) of a fireworks item. PDP is defined as the portion of each item, as well as the portion of each retail package, that bears the labeling designed to be most prominently displayed, shown, presented, or examined under conditions of retail sale. CPSC has further interpreted this definition to mean that any side or panel that bears the name of the item is a principal display panel and requires a warning label. Therefore, a box-type item that has an item name on all four sides must bear a warning label on each side. If the name appears on only one panel, only that panel must bear a warning label. This interpretation also holds for the retail package.

Note: If the retail package is clear, and a complete warning label is clearly legible through the wrapper, no additional warning label is required on the outside wrapper or package.

For cylindrical items, the PDP is interpreted to mean 40% of the total surface area of the cylinder, centered at the name of the item. If the warning label appears directly beneath the name of the item, there is no question as to compliance. The signal word and statement of hazard must appear on the PDP, rather than on the back of a cylinder.

For unusual-shaped devices, such as: frogs; chickens; vases; etc., use the side that will be displayed for retail sale as the PDP.

For any device, there are 2 options with respect to placement:

- a. Put the entire required label on each PDP.
- b. Put the appropriate signal word and statement of hazard on each PDP, together with a statement, “Carefully Read Other Cautions on Side Panel” (or “Back Panel” or “Bottom Panel” if appropriate.) The other cautionary information can then be printed elsewhere, as indicated on the item.

3. Conspicuousness and Prominence All cautionary labeling must appear in legible type, which is a contrasting color to the background, as well as with other printed matter on item.

Color – Print with an ink color that contrasts well with the paper. For example, black letters on a dark blue background are not acceptable, whereas black or dark blue type on a white background should always be acceptable. The background of the warning label should be clear and free of any portion of the design, graphics, or other printed matter on the label.

Border – The signal word, statement of hazard, and the other cautionary information (or the instructions to carefully read the other information elsewhere on the item) must be placed

together within a square or rectangular area (with or without a border) on each PDP (of each item and each retail package.) The caution label must be clearly separate from all other wording printed on the item.

Horizontal Placement – The warning label must be printed in lines parallel to the base of the item. (“Base” refers to the base on which the item rests when it is displayed for retail sale.) On panels other than the PDP, other cautionary information may appear in lines parallel to other printing on the panel, rather than parallel to the base. This parallel requirements does not apply to narrow-diameter cylinders, where the printing may run lengthwise on the cylinder.

4. Type Size Requirements The proper, minimum type size to use for a warning label depends on the area of the PDP of the item. This area must be calculated for each item.

- a. For square or rectangular items, the entire side or panel that bears the name of the item is the PDP. To calculate the PDP area, multiply the length of the base times the height of the item.
- b. For triangular, hexagonal, or other geometric figures with rectangular panels, select the panel (or each panel) that bears the name of the item. Multiply the length of the side bearing the item name times the height of the item to determine the PDP areas.
- c. For cylindrical items, PDP area is calculated by multiplying the height times the diameter times 1.26.

$$\text{PDP Area of Cylinder} = \text{Height} \times \text{Diameter} \times 1.26$$

For irregularly shaped items, you must **use your best judgment** to determine the PDP area. Contact the APA office if you have any questions.

5. Minimum Type Size Once you have calculated the area of the PDP, use the table below to determine the minimum type size for the warning label. It is **permissible and advisable whenever possible** to use a type size larger than the minimum. This might provide a safety factor should the printed type fall a little short of your specifications.

MINIMUM TYPE Size (in inches)			
Area of PDP (sq. inches)	Signal Word	Statement of Hazard	Other Cautions
0-2	3/64	3/64	2/64
>2-5	4/64	3/64	3/64
>5-10	6/64	4/64	4/64
>10-15	7/64	6/64	4/64
>15-30	8/64	6/64	5/64
>30	10/64	7/64	6/64

6. Very Small Devices In cases where individual items are too small to accommodate the required cautions (and only in such cases,) the required labeling may appear on the retail package in complying type size and placement, rather than on each item, provided that the entire, unbroken package is sold to the retail customer as a unit. Whenever possible, individual items should bear at least the signal word and statement of hazard, with “Carefully Read Instructions on Package” also printed on each item.

Note: We **strongly recommend** that you obtain prior approval from CPSC for any item that does not bear full labeling on each device. Correcting the labeling after the fact is very expensive.

7. Fireworks Assortments Pre-packaged fireworks assortments must bear on each PDP of the box or wrapper (ordinarily the top of the box), the following statement in complying type size:

WARNING
This assortment contains
items that may be hazardous if
misused and should only be used
under adult supervision.

IMPORTANT
Read cautions on
individual items carefully.

LABELS FOR SPECIFIC ITEMS

Firecracker

CAUTION
EXPLOSIVE
USE ONLY UNDER CLOSE ADULT SUPERVISION
FOR OUTDOOR USE ONLY
DO NOT HOLD IN HAND
LAY ON GROUND
LIGHT FUSE AND GET AWAY

Base Fountain (cylindrical or cone type)

CAUTION
EMITS SHOWERS OF SPARKS
USE ONLY UNDER CLOSE ADULT SUPERVISION
FOR OUTDOOR USE ONLY
PLACE ON LEVEL SURFACE
DO NOT HOLD IN HAND
LIGHT FUSE AND GET AWAY

Handle Fountain

CAUTION
EMITS SHOWERS OF SPARKS
USE ONLY UNDER CLOSE ADULT SUPERVISION
FOR OUTDOOR USE ONLY
HOLD IN HAND – POINT AWAY FROM BODY
LIGHT FUSE

California Candle

CAUTION
EMITS SHOWERS OF SPARKS
USE ONLY UNDER CLOSE ADULT SUPERVISION
FOR OUTDOOR USE ONLY
HOLD IN HAND AT BOTTOM OF TUBE
POINT AWAY FROM BODY SO THAT NEITHER
END POINTS TOWARD BODY

Spike Fountain

CAUTION
EMITS SHOWERS OF SPARKS
USE ONLY UNDER CLOSE ADULT SUPERVISION
FOR OUTDOOR USE ONLY
STICK FIRMLY IN GROUND IN AN UPRIGHT
POSITION
DO NOT HOLD IN HAND
LIGHT FUSE AND GET AWAY

Ground Spinner (without report)

CAUTION
SPINS ON GROUND
EMITS FLAMES AND SPARKS
USE ONLY UNDER CLOSE ADULT SUPERVISION
FOR OUTDOOR USE ONLY
DO NOT HOLD IN HAND
LIGHT FUSE AND GET AWAY

Helicopter (no report)

WARNING
EMITS SHOWERS OF SPARKS
USE ONLY UNDER CLOSE ADULT SUPERVISION
FOR OUTDOOR USE ONLY
PLACE ON HARD, OPEN SURFACE
DO NOT HOLD IN HAND
LIGHT FUSE AND GET AWAY

Helicopter (with report)

WARNING
**EMITS SHOWERS OF SPARKS
AND REPORT**
USE ONLY UNDER CLOSE ADULT SUPERVISION
FOR OUTDOOR USE ONLY
PLACE ON HARD, OPEN SURFACE
DO NOT HOLD IN HAND
LIGHT FUSE AND GET AWAY

Illuminating Torch With Handle

CAUTION
EMITS SHOWERS OF SPARKS
USE ONLY UNDER CLOSE ADULT SUPERVISION
FOR OUTDOOR USE ONLY
HOLD IN HAND – POINT AWAY FROM BODY,
CLOTHING, OR OTHER FLAMMABLE MATERIAL
LIGHT FUSE

Missile-Type Rocket (no report)

WARNING
FLAMMABLE
USE ONLY UNDER CLOSE ADULT SUPERVISION
FOR OUTDOOR USE ONLY
PLACE ON HARD, OPEN SURFACE
DO NOT HOLD IN HAND
LIGHT FUSE AND GET AWAY

Missile-Type Rocket (with report)

WARNING
FLAMMABLE WITH REPORT
USE ONLY UNDER CLOSE ADULT SUPERVISION
FOR OUTDOOR USE ONLY
PLACE ON HARD, OPEN SURFACE
DO NOT HOLD IN HAND
LIGHT FUSE AND GET AWAY

Rocket with Stick (no report)

WARNING
FLAMMABLE
USE ONLY UNDER CLOSE ADULT SUPERVISION
FOR OUTDOOR USE ONLY
PLACE IN WOODEN TROUGH OR IRON PIPE AT
75° ANGLE, POINTING AWAY FROM PEOPLE OR
FLAMMABLE MATERIAL
DO NOT HOLD IN HAND
LIGHT FUSE AND GET AWAY

Rocket with Stick (with report)

WARNING
FLAMMABLE WITH REPORT
USE ONLY UNDER CLOSE ADULT SUPERVISION
FOR OUTDOOR USE ONLY
PLACE IN WOODEN TROUGH OR IRON PIPE AT
75° ANGLE, POINTING AWAY FROM PEOPLE OR
FLAMMABLE MATERIAL
DO NOT HOLD IN HAND
LIGHT FUSE AND GET AWAY

Chaser (with report)

WARNING
FLAMMABLE
EXPLODES
USE ONLY UNDER CLOSE ADULT SUPERVISION
FOR OUTDOOR USE ONLY
PLACE ON HARD, OPEN SURFACE
DO NOT HOLD IN HAND
LIGHT FUSE AND GET AWAY

Sparkler (wooden stick)

CAUTION
FLAMMABLE
USE ONLY UNDER CLOSE ADULT SUPERVISION
FOR OUTDOOR USE ONLY
DO NOT TOUCH HOT WOOD
HOLD IN HAND WITH ARM EXTENDED AWAY
FROM BODY
KEEP BURNING END OR SPARK AWAY FROM
WEARING APPAREL OR OTHER FLAMMABLE
MATERIAL

Sparkler (wire)

CAUTION
FLAMMABLE
USE ONLY UNDER CLOSE ADULT SUPERVISION
FOR OUTDOOR USE ONLY
DO NOT TOUCH GLOWING WIRE
HOLD IN HAND WITH ARM EXTENDED AWAY
FROM BODY
KEEP BURNING END OR SPARKS AWAY FROM
WEARING APPAREL OR OTHER FLAMMABLE
MATERIAL

Toy Smoke Device

CAUTION
FLAMMABLE
USE ONLY UNDER CLOSE ADULT SUPERVISION
FOR OUTDOOR USE ONLY
PLACE ON GROUND
DO NOT HOLD IN HAND
LIGHT FUSE AND GET AWAY

Snakes

CAUTION
FLAMMABLE
USE ONLY UNDER CLOSE ADULT SUPERVISION
FOR OUTDOOR USE ONLY
DO NOT PUT IN MOUTH
LAY ON GROUND
LIGHT PELLET

Snappers

CAUTION
USE ONLY UNDER CLOSE ADULT SUPERVISION
FOR OUTDOOR USE ONLY
DO NOT PUT IN MOUTH
THROW ON GROUND

Party Popper (bottle type)

CAUTION
FLAMMABLE
USE ONLY UNDER CLOSE ADULT SUPERVISION
DO NOT POINT EITHER END TOWARD FACE OR
OTHER PERSON
HOLD IN HAND, JERK STRING

Booby Trap (pulling fireworks)

CAUTION
FLAMMABLE
EXPLODES WHEN STRINGS ARE PULLED
USE ONLY UNDER CLOSE ADULT SUPERVISION
DO NOT HOLD CLOSE TO FACE
HOLD IN HAND, JERK ENDS OF STRING

Party Popper (pistol type)

CAUTION
FLAMMABLE
USE ONLY UNDER CLOSE ADULT SUPERVISION
DO NOT POINT EITHER END TOWARD FACE OR
OTHER PERSON
HOLD IN HANDS, PULL TRIGGER SHARPLY

Mine or Shell With Integral Mortar**
(single or multiple shot without report)

WARNING
SHOOTS FLAMING BALLS
USE ONLY UNDER CLOSE ADULT SUPERVISION
FOR OUTDOOR USE ONLY
PLACE ON HARD, SMOOTH SURFACE
DO NOT HOLD IN HAND
LIGHT FUSE AND GET AWAY

Mine or Shell**
(single or multiple shot with report)

WARNING
**SHOOTS FLAMING BALLS AND
REPORTS**
USE ONLY UNDER CLOSE ADULT SUPERVISION
FOR OUTDOOR USE ONLY
PLACE ON HARD, SMOOTH SURFACE
DO NOT HOLD IN HAND
LIGHT FUSE AND GET AWAY

** Additional labeling may be required for certain multiple shot mines and shells.
Contact the APA office for details.

Aerial Shell With Separate Mortar Tube
(no report)

WARNING
SHOOTS FLAMING BALLS
USE ONLY UNDER CLOSE ADULT SUPERVISION
FOR OUTDOOR USE ONLY
PLACE CARDBOARD LAUNCHER UPRIGHT ON
LEVEL GROUND
UNWRAP LONG FUSE ON BALL, INSERT BALL
INTO TUBE WITH FLAT END DOWN AND WITH
FUSE EXTENDING OUT OF TUBE
DO NOT HOLD IN HAND
LIGHT FUSE AND GET AWAY

Aerial Shell With Separate Mortar Tube
(with report)

WARNING
**SHOOTS FLAMING BALLS AND
REPORTS**
USE ONLY UNDER CLOSE ADULT SUPERVISION
FOR OUTDOOR USE ONLY
PLACE CARDBOARD LAUNCHER UPRIGHT ON
LEVEL GROUND
UNWRAP LONG FUSE ON BAL.
INSERT BALL INTO TUBE WITH FLAT END
DOWN AND WITH FUSE EXTENDING OUT OF
TUBE
DO NOT HOLD IN HAND
LIGHT FUSE AND GET AWAY

Roman Candle (no report)

WARNING
SHOOTS FLAMING BALLS
USE ONLY UNDER CLOSE ADULT SUPERVISION
FOR OUTDOOR USE ONLY
STICK BUTT END IN GROUND
DO NOT HOLD IN HAND
LIGHT FUSE AND GET AWAY

Roman Candle (with report)

WARNING
**SHOOTS FLAMING BALLS AND
REPORTS**
USE ONLY UNDER CLOSE ADULT SUPERVISION
FOR OUTDOOR USE ONLY
STICK BUTT END IN GROUND
DO NOT HOLD IN HAND
LIGHT FUSE AND GET AWAY

Roman Candle With Spike (no report)

WARNING
SHOOTS FLAMING BALLS
USE ONLY UNDER CLOSE ADULT SUPERVISION
FOR OUTDOOR USE ONLY
STICK FIRMLY IN GROUND IN AN UPRIGHT
POSITION
DO NOT HOLD IN HAND
LIGHT FUSE AND GET AWAY

Wheel (axle type)

CAUTION
EMIT SHOWERS OF SPARKS
USE ONLY UNDER CLOSE ADULT SUPERVISION
FOR OUTDOOR USE ONLY
ATTACH SECURELY BY MEANS OF A NAIL
THROUGH THE HOLE
DO NOT HOLD IN HAND
LIGHT FUSE AND GET AWAY

Wheel (string type)

CAUTION
EMITS SHOWERS OF SPARKS
USE ONLY UNDER CLOSE ADULT SUPERVISION
FOR OUTDOOR USE ONLY
ATTACH STRING TO OBJECT SO THAT ITEM
HANGS FREELY
DO NOT HOLD IN HAND
LIGHT FUSE AND GET AWAY

NOVELTIES Each will be different, check with APA or CPSC for advice.

Tank-Type Item (no report, no ejected stars)

CAUTION
MOVES ON GROUND
EMITS FLAME AND SPARKS
USE ONLY UNDER CLOSE ADULT SUPERVISION
FOR OUTDOOR USE ONLY
PLACE ON HARD, LEVEL SURFACE
DO NOT HOLD IN HAND
LIGHT FUSE AND GET AWAY

Tank-Type Item (with stars and reports)

WARNING
MOVES ON GROUND, SHOOTS
FLAMING PELLETS AND REPORTS
USE ONLY UNDER CLOSE ADULT SUPERVISION
FOR OUTDOOR USE ONLY
PLACE ON HARD, LEVEL SURFACE
DO NOT HOLD IN HAND
LIGHT FUSE AND GET AWAY

Aircraft Carrier-Type Item
(item or components rise into air)

CAUTION
EMITS SHOWERS OF SPARKS
SHOOTS UPWARD
USE ONLY UNDER CLOSE ADULT SUPERVISION
FOR OUTDOOR USE ONLY
PLACE BOAT ON WATER
DO NOT HOLD IN HAND
LIGHT FUSE AND GET AWAY

Stationary Ground Item
(stars are propelled, short distance)

CAUTION
FLAMMABLE
EMITS FLAMING PELLETS
USE ONLY UNDER CLOSE ADULT SUPERVISION
FOR OUTDOOR USE ONLY
PLACE ON HARD, LEVEL SURFACE
DO NOT HOLD IN HAND
LIGHT FUSE AND GET AWAY

APPENDIX D

PROCEDURE FOR OBTAINING EX NUMBERS UNDER APA STANDARD 87-1

1. Complete an EX number application (Version 12/01) following the guidelines on the next pages.

Note 1: An application can be as broad (*e.g.*, cylindrical star shell covering an assortment of colors) or as specific (*e.g.*, 3 inch red and green cylindrical star shell) as you wish. It is your choice whether you wish to have a few or many EX numbers covering your products.

Note 2: If an item may be sold under several different names to different customers, use your product code or item number for the item name section of the EX number application. This will enable you to ship the item under various product names without having to revise your EX number listing every time you change the item name.

2. For item 9, thermal stability test, have the manufacturer, or yourself, follow the procedure given on the thermal stability test page. Complete item 9 of the application, filling in the information on the person who actually ran the test, as well as the test results. The manufacturer, importer, or any testing laboratory can perform the test.
3. Prepare a **cover sheet** (see example on page D-4) to accompany your application. If you are submitting applications for more than one item, only one cover sheet is required. Please **do not staple** your applications. DOT scans applications into a computer, and staples can cause delays in processing. The complete application, including cover sheet, diagram of the item, list of chemicals, and certification signature insuring conformance to APA Standard 87-1 should then be forwarded to:

Dr. Richard Tarr, DHM 21
 Office of Hazardous Materials Transportation
 U.S. Dept. of Transportation
 400 7th Street, SW
 Washington, DC 20590

For additional information regarding applications for EX numbers under APA Standard 87-1, contact:

Ms. Julie L. Heckman
 American Pyrotechnics Association
 301-907-8181

or

Dr. Richard Tarr
 U.S. Department of Transportation
 202-366-4496

GUIDELINES ON COMPLETING AN APPLICATION FOR AN EX NUMBER

1. **Item Name** - Use the actual item name, the name of the series, if applicable, or an item number. (*i.e.*, 3 Inch Red Star Shell (specific item,) XYZ Display Shell Series (for a series of shells of different effects and sizes,) or F001-18 (item number).)
2. **Name and Address of the Applicant** - This can be either the manufacturer or an importer/distributor. The name of a responsible person (and their job title) at the applicant company must also be given. Be sure to provide this name in **English**. Give a telephone number. You may also give a fax number if you wish your approval letter to be faxed to you when ready.
3. **DOT Class** – Check: Fireworks, UN0333, 1.1G; Fireworks, UN0335, 1.3G; or Fireworks, UN 0336, 1.4G—whichever is correct for the item in question. For a pyrotechnic device intended for professional use in the entertainment industry, use the Article, Pyrotechnic UN 0431, 1.4G, if the weight of pyrotechnic composition meets the limits for a 1.4G fireworks device.
4. **Manufacturer** - Provide the name, address, and telephone number of the actual manufacturer of the fireworks.
5. **Category of Device** – Check the appropriate category, *i.e.*: mine/shell, rocket, cylind. fountain, etc. If the specific category is not listed, check “other” and write in the correct category.
6. **Diagram of the Device** - **VERY IMPORTANT**: This must identify all of the internal components, in English. Indicate dimensions on the diagram also. Identify things such as fuse location, clay plugs, lift charge or propellant, stars, etc. If the diagram is not clear, approval will be delayed. (see additional information on pages D-4 & D-5)

Note: If the device is produced in more than one size, indicate the dimensions for each size. If the application covers a series of devices, show a typical, representative diagram for one item in the series.

7. **Chemical Composition** - First, be certain that all of the chemicals used in the device(s) are listed in table 4.3-1. Then complete the chemical composition sheet, which is found on page 3 of the EX number application (12/01 version.)
 - a) First, list the name of the device, (or series) and the total weight of pyrotechnic composition in the device. For a series of items, list the maximum total weight that is used in the largest item in the series.
 - b) Then, list the name of each type of chemical composition used in the device, (or series) and the maximum weight of that composition used in the device (or used in any item in the series.) (*i.e.*: Red star, 15 g; black powder propellant, 10 g; report powder, 125 mg per report.)

- c) Then complete the chemical composition sheet. DOT prefers that you list the percentage by weight of each chemical used in each composition, but it is acceptable to merely check the chemicals that are used in each composition. For chemicals that are not listed on the chemical sheet, but are listed on table 4.3-1, enter these chemicals in the *Other Chemicals* spaces. Use the chemical names as they are given in this Standard.
- 8. Description of the Device** - Fill in the information requested. Also briefly describe the effect that is produced (examples: shoots red stars into the air; emits a shower of green and red sparks.).
- 9. Thermal Stability Test** - This test must be performed prior to submitting the item for approval.
- 10. Certification** - This section must be dated, and must be signed by the applicant, the person listed in section 2 on page 1 of the application. This is the person that DOT will direct any questions to regarding the application.

Checklist: Your file for each device must consist of:

1. The application itself (following guidelines 1-10.) Be sure it is signed and dated.
2. An attached diagram of device page.
3. A chemical composition page (page 3 of the application, use additional copies of this page if needed to list all chemical compositions used in the device.)

SAMPLE COVER LETTER TO INCLUDE WITH EX NUMBER APPLICATIONS

Note: Put on you Company Letterhead

(date of letter)

Dr. Richard Tarr, DHM-30
Office of Exemptions and Approvals
U.S. Department of Transportation
400 7th Street, SW
Washington, DC 20590

Dear Dr. Tarr:

We wish to request transportation approval and classification for the devices described on the enclosed fireworks applications, submitted under the provisions of APA Standard 87-1.

Classification is requested for these devices as Fireworks UN0336, 1.4G.
(or: Fireworks UN0333, 1.1G; Fireworks UN0335, 1.3G; or Article, Pyrotechnic, 1.4G UN0431)

The approval letter, or any questions relating to this application request, should be sent to the address listed on the enclosed approval requests.

Thank you for your attention to this request.

Yours truly,

(signature, title and company name)

Additional Details Regarding the Diagram of the Device (item 6 in the EX number application):

1. English must be used to identify all internal components.
2. Internal and external dimensions of tubes and bases must be shown on the diagram, including length and diameter (metric values should be used.)

3. The point where external ignition fuse enters the device must be shown, as well as the connection sequence of all internal fuse. Any **empty** tubes used to complete the geometric pattern of a multiple-tube device must be clearly marked, “empty tube.”
4. All names given (of the item as well as the internal components) **must** correspond to the description of the device contained in the EX number application. Identification of chemical compositions in the diagram must also correspond to the terms used on the chemical composition page. (*i.e.*, if the term, bursting charge, is used on the diagram to indicate the location of a composition found in the device, the chemical composition (and weight) of the bursting charge must be given on the chemical composition page.)
5. Original drawings of each diagram (or very clear copies) must be provided. Faxed copies may be used, but only if they are very clear and sent from original drawings.

Note: If the diagrams are not clearly and carefully prepared, it will be very difficult to obtain an EX number for an item. DOT will reject the application rather than spend time trying to figure out a confusing drawing.

THERMAL STABILITY TEST FOR FIREWORKS

Any fireworks device approved for transportation as a 1.1G, 1.3G or 1.4G explosive by DOT must be thermally stable. The explosive material must not ignite spontaneously or undergo marked decomposition when subjected to a temperature of 167° F (75° C) for 48 consecutive hours.

Thermal stability test is performed by placing a weighed sample in a preheated oven. The oven temperature should be monitored throughout the experiment to determine that a minimum temperature of 75° C is maintained. The sample is removed after 48 hours and it is allowed to cool to room temperature. The sample is checked visually for any noticeable decomposition, and it is then re-weighed. The weight loss should be minimal, and no significant change in color or physical appearance should be noticeable. The sample fails the thermal stability test if it ignites, explodes, or markedly decomposes during the testing.

Note: It is strongly recommended that the thermal stability **not** be conducted on large, intact devices, which could produce devastating consequences in the event of an ignition during testing. The **components** used in such large fireworks can be tested, rather than the complete device. Any components that would be in contact with each other in the finished item must be placed in contact for the thermal stability testing. The sample should be placed in a pan or on aluminum foil during the test to prevent any pyrotechnic dust or particles from contaminating the oven. The oven should be cleaned on a regular basis.

Equipment

A commercial laboratory-type oven is best for conducting the thermal stability test, and explosion-proof wiring and equipment is preferred. An oven capable of controlling temperature to $\pm 2^{\circ}$ C is preferred for the test.

A major factor in the selection of equipment and design of the test facility will be the type of fireworks to be tested. If quantities of pyrotechnic composition in excess of several grams are to be tested, the thermal stability tests must be conducted in an isolated facility. Personnel should not be working in the vicinity of an un-barricaded oven while a thermal stability test is in progress.

Safety is critical in the performance of thermal stability tests. It must be assumed that there is a distinct possibility that the sample will ignite during the test, and precautions must be taken to minimize the consequences of ignition and the resultant fire or explosion.

Complete section 9 of the EX number application (thermal stability test results) once the test has been completed. Indicate whether the test was performed on the finished item, or on the components as they are present together in the item.

Fireworks Approval Application – APA Standard 87-1 (version 12/01) pg. 1

1. Item Name: XYZ Fountain

2. Applicant:

Name/Title: Bill Smith, Gen. Manager

Company Name: XYZ Fireworks Co.

Address: 110 Main St., Paducah, KY, 77224

Phone/Fax: Tel: 645-234-5678 Fax: 645-234-2577

Email: _____

Note: It is best for the Applicant to provide a U.S. address, fax number, and email address so correspondence relating to this application will reach you in a timely manner.

3. DOT Class:

Fireworks, UN 0333, 1.1G

Fireworks UN 0336, 1.4G

Fireworks, UN 0335, 1.3G

Article, Pyrotechnic UN0431, 1.4G

Other: _____

4. Manufacturer: *(Complete only if different from "Applicant" named above)*

Company Name: Hunan Dragon Fireworks Factory

Address: No. 5, Main Street

Liuyang City, Hunan, CHINA

Phone: (optional)

5. Category of Device (under APA 87-1):

Aerial Shell (1.1G)

Aerial Shell (1.3G)

Cylind. Fountain

Mine/Shell

Rocket

Roman Candle Other: _____

6. Diagram of the Device: See attached sheet

7. Chemical Composition: The individual formulas and the powder weights are listed on an attached sheet. All chemicals used in this device are listed in Table 4.3-1 of APA Standard 87-1.

Fireworks Approval Application – APA Standard 87-1 (version 12/01) pg. 2

8. Description of Device: (use "NA" when not applicable)

Number of tubes: 4

Diameter of device (or range of diameters for a series): 18 mm

Maximum powder weight per tube: 49g

For 1.4G mine/shell: Max. propellant/tube: 5g

Maximum effect/tube: 7g

Total powder weight in device: 196g

Tubes are fused in sequence (if UN0336 multiple-tube item)(yes / no) Yes

Item Complies with base/height ratio, if UN0336 (yes / no) Yes

Does item have a report? No If yes, max. wt. of report ____ mg

Effect produced (e.g., shoots red star in air): Sprays red, green, crackling and silver microstars 12 feet into the air.

9. Thermal stability test results:

A thermal stability test of this device was performed on
8/5/01 William Wang Test Engineer Hunan Dragon
 (date) (name of tester) (job title) (company)

The test was performed on: **finished item** **component chemical mixtures**, as present together in the device. The device did not ignite, explode, or undergo any significant decomposition during heating at 75° C (167° F) for 48 hours.

10. Certification:

This is to certify that the device for which approval is requested conforms to APA Standard 87-1 and that the descriptions and technical information contained in this application are complete and accurate.

9/9/01
 (Date)

Bill Smith
 (Signature of applicant named in #1 above)

Fireworks Chemical Composition Sheet APA Standard 87-1 (version 12/01) pg. 3

Chemical Composition List for (Item Name): XYZ Fountain

Total weight of pyrotechnic composition in Item: 196 g

Effect and total weight for each composition (e.g., red star, 21 g; propellant, 18 g):

- | | | |
|--------------------------------|-------------------------------|------------------------------|
| 1. <u>Red stars, 24 g</u> | 3. <u>Green stars, 24 g</u> | 5. <u>Silver stars, 24 g</u> |
| 2. <u>Fountain comp, 100 g</u> | 4. <u>Crackling star, 24g</u> | 6. <u>N/A</u> , ___g |

Weight %

Chemicals¹		1	2	3	4	5	6
Potassium Nitrate	KNO ₃			42	70		
Potassium Perchlorate	KClO ₄	42	25				
Ammonium Perchlorate	NH ₄ ClO ₄						
Barium Nitrate	Ba(NO ₃) ₂		35				
Strontium Nitrate	Sr(NO ₃) ₂						
Sulfur				10	8		
Charcoal				10	22		
Aluminum							
Magnallum	Mg/Al alloy	15	15	24		30	
Dextrine							

Weight %

Other Chemicals²		1	2	3	4	5	6
Strontium Carbonate		18					
Polyvinyl Chloride		10	10				
Shellac		15	15	14		10	
Copper Oxide	CaO					30	
Bismouth Oxide	Bi ₂ O ₃						

Weight %

Restricted Chemicals³		1	2	3	4	5	6
Potassium Chlorate	KClO ₃						
Magnesium							
Titanium (>100 mesh)							

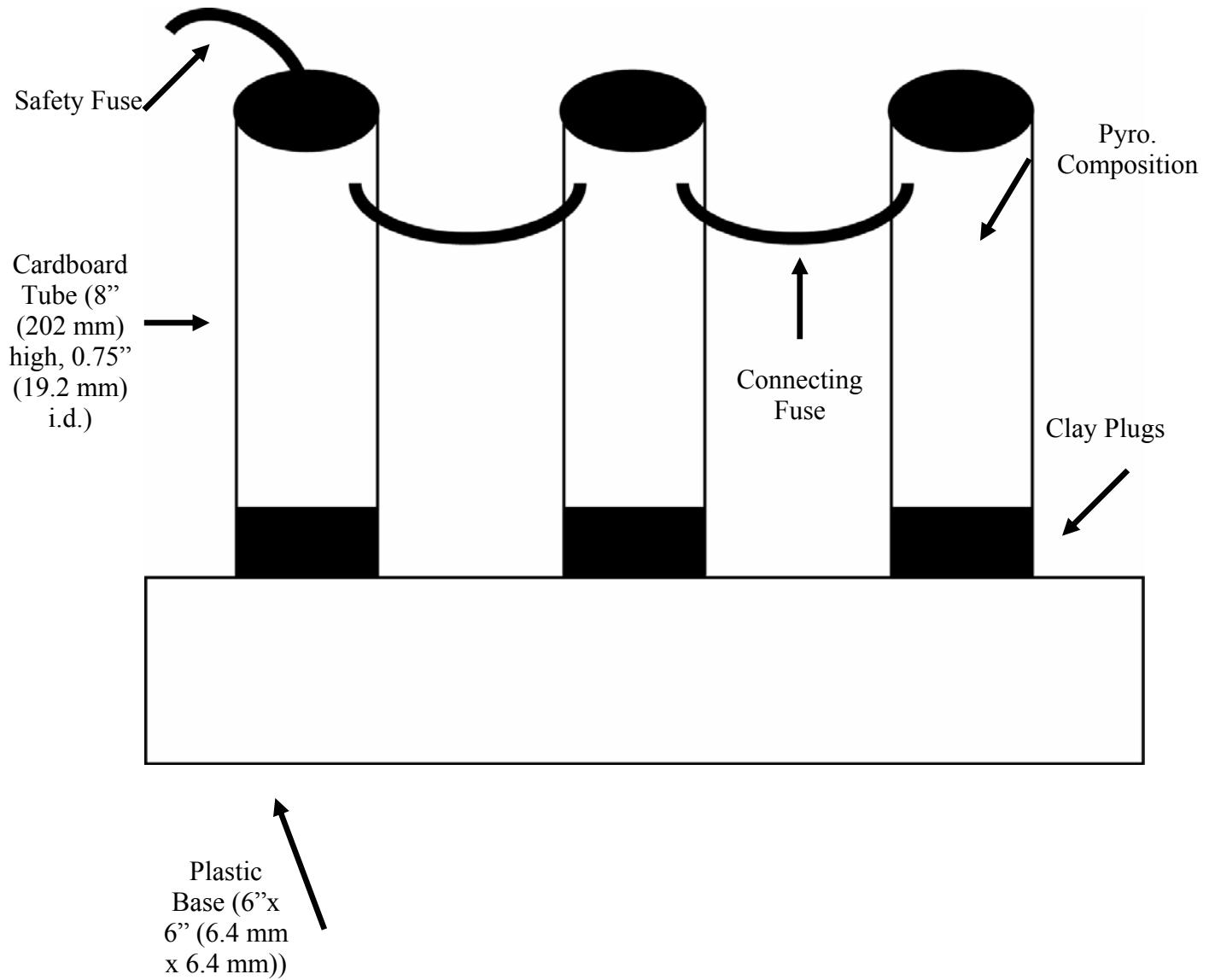
¹ The above list is taken from Table 4.3-1 of APA Standard 87-1, "Standard of Fireworks Chemicals".

² Each chemical must be listed in Table 4.3-1 of APA Standard 87-1, "Standard of Fireworks Chemicals".

³ For specifics on the Restricted Chemicals, see APA Standard 87-1

Diagram of Device – APA Standard 87-1 (version 12/01) pg. 4

0526 Dixie Surprise



Blank Forms

For your convenience, provided on the following pages, you will find a blank EX number application form, chemical composition sheet, and consumer fireworks test sheet. You may copy the blank forms to use when submitting an application. If you are an APA member, you can also find electronic versions of these forms on the Members Only section of the APA website, www.americanpyro.com.

Fireworks Approval Application – APA Standard 87-1 (version 12/01) pg. 1

1. Item Name: _____

2. Applicant:
Name/Title: _____
Company Name: _____
Address: _____
Phone/Fax: _____
Email: _____

Note: It is best for the Applicant to provide a U.S. address, fax number, and email address so correspondence relating to this application will reach you in a timely manner.

3. DOT Class:

Fireworks, UN 0333, 1.1G
 Fireworks, UN 0335, 1.3G
 Other: _____

Fireworks UN 0336,1.4G
 Article, PyrotechnicUN0431, 1.4G

4. Manufacturer: *(Complete only if different from "Applicant" named above)*
Company Name: _____
Address: _____
Phone: (optional) _____

5. Category of Device (under APA 87-1):

Aerial Shell (1.1G) Aerial Shell (1.3G) Cylind. Fountain
 Mine/Shell Rocket Roman Candle Other: _____

6. Diagram of the Device: _____

7. Chemical Composition: _____

Fireworks Approval Application – APA Standard 87-1 (version 12/01) pg. 2

8. Description of Device: (use "NA" when not applicable)

Number of tubes:

Diameter of device (or range of diameters for a series):

Maximum powder weight per tube:

For 1.4G mine/shell: Max. propellant/tube:

Maximum effect/tube:

Total powder weight in device:

Tubes are fused in sequence (if UN0336 multiple-tube item)(yes / no)

Item Complies with base/height ratio, if UN0336 (yes / no)

Does item have a report? ____ *If yes, max. wt. of report* ____ mg

Effect produced (*e.g.*, shoots red star in air): _____

9. Thermal stability test results:

A thermal stability test of this device was performed on

(date) (name of tester) (job title) (company)

The test was performed on: **finished item** **component chemical mixtures**, as present together in the device. The device did not ignite, explode, or undergo any significant decomposition during heating at 75° C (167° F) for 48 hours.

10. Certification:

This is to certify that the device for which approval is requested conforms to APA Standard 87-1 and that the descriptions and technical information contained in this application are complete and accurate.

(Date)

(Signature of applicant named above)

Fireworks Chemical Composition – APA Standard 87-1 (version 12/01) pg. 3

Chemical Composition List for (Item Name): _____

Total weight of pyrotechnic composition in Item: _____

Effect and total weight for each composition (e.g., red star, 21 g; propellant, 18 g):

1. _____, ___g 3. _____, ___g 5. _____, ___g
 2. _____, ___g 4. _____, ___g 6. _____, ___g

Weight %

Chemicals¹		1	2	3	4	5	6
Potassium Nitrate	KNO ₃						
Potassium Perchlorate	KClO ₄						
Ammonium Perchlorate	NH ₄ ClO ₄						
Barium Nitrate	Ba(NO ₃) ₂						
Strontium Nitrate	Sr(NO ₃) ₂						
Sulfur							
Charcoal							
Aluminum							
Magnallum	Mg/Al alloy						
Dextrine							

Weight %

Other Chemicals²		1	2	3	4	5	6

Weight %

Restricted Chemicals³		1	2	3	4	5	6
Potassium Chlorate	KClO ₃						
Magnesium							
Titanium (>100 mesh)							

¹ The above list is taken from Table 4.3-1 of APA Standard 87-1, "Standard of Fireworks Chemicals".

² Each chemical must be listed in Table 4.3-1 of APA Standard 87-1, "Standard of Fireworks Chemicals".

³ For specifics on the Restricted Chemicals, see APA Standard 87-1

CONSUMER FIREWORKS TEST SHEET

Name of Item: _____

Manufacturer: _____

Code or Mark: _____

Date Received or Produced: _____

TEST	REQUIREMENTS	# TESTED	# PASS	# FAIL	N/A
Fuse — Burn	3-9 seconds (see exception, sec. 3, appendix b)				
Fuse — Side	Minimum 3 seconds resistance when placed on tip of lit cigarette				
Fuse — Attachment	Supports twice the weight of item, or item plus 8 oz., whichever is less				
Base — Dimension	At least 1/3 the height of the item, or withstand 12° tilt (60° tilt for large multiple tube items)				
Pyrotechnic Leakage	No appreciable loose powder upon shaking				
Burnout Blowout	Composition does not burn through or blow out side or bottom of item				
Handle — Length	Handle must be at least 4 inches long (101 mm)				
Handle — Attachment	Must be firmly attached; must not come loose as item functions				
Spike	Must have blunt tip extended at least 2 inches (51 mm) below tube				
Wheel	No part of item may separate during functioning				

CONSUMER FIREWORKS TEST SHEET (continued)

Name of Item: _____

Manufacturer: _____

Code or Mark: _____

Date Received or Produced: _____

TEST	REQUIREMENTS	# TESTED	# PASS	# FAIL	N/A
Smoke — Operation	No bursting of container; no external flame for longer than ¼ the duration of the item				
Rockets — Sticks	Must be straight and rigid; must be firmly attached, and remain so when fired				
Functioning	Item functions normally and produces desired effect				
Report Weight	50 mg for a ground report, 130 mg for aerial report				
Labeling	Meets CPSC requirements (See appendix C)				

COMMENTS: _____

Date: _____ Tester: _____